

ESL Practice March 30–April 3 (Week 2)

This work will help you keep practicing **reading, writing, listening, and speaking** in English during the time you are not at school! **If you attend daily ESL class with Ms. Hammond, Ms. Nutcher, or Mrs. Martin, this work is for you.** Students who do not qualify for ESL services are welcome to complete these activities *after* their regularly assigned work from their classroom teacher.

The workbooks were sent home last week with 1st-3rd grade and some of 4th and 5th.

By the end of the week, please complete:

*Reach workbook pages (tear out and return when complete)

1st grade	4.10, 4.11, 4.12, 4.14	4th grade	5.6, 5.11, 5.13, 5.15
2nd grade	5.14, 5.19, 5.22, 5.23	5th grade	3.2, 3.3, 3.5, 3.8
3rd grade	5.14, 5.19, 5.22, 5.23	Kindergarten	Separate packet

***all** of the attached picture prompts with questions -- talk about it/write about it

*read in English at least 20 minutes a day - for extra practice, write about what you read, talk about it with a family member, tell your teacher about it when she calls you
RETURN all finished work with the rest of your grade level work at the end of virus quarantine.

We miss you and are thinking about you every day!

Practica de ESL -- 30 de marzo al 3 de abril (semana 2)

¡Este trabajo te ayudará a seguir leyendo, escribiendo, escuchando y hablando en inglés durante el tiempo que no estés en la escuela! Si asistes diariamente a clases de ESL con **la Sra. Hammond, la Sra. Nutcher o la Sra. Martin**, este trabajo es para ti.

La maestra de ESL de su estudiante se comunicara con ustedes vía programa ZOOM o por vía telefónica. Estamos aquí para ayudarles.

Los libros de trabajo fueron enviados a casa la semana pasada con 1er-3er grado y algunos de 4to y 5to.

Al final de la semana, complete:

* Llegue a las páginas del libro de trabajo (arranque y regrese cuando haya terminado y cuando regrese a la escuela después de cuarentena del virus) - vea la tabla de arriba

*Todas la preguntas con fotos (Habla al respecto/Escribe al respecto)

*Lee en Inglés por 20 minutos al día-Para práctica extra, escribe sobre lo que leíste, habla con un miembro de tu familia, dile a tu maestra acerca de lo que escribiste cuando ella te llame :)

DEVUELVE TODO EL TRABAJO TERMINADO CON EL RESTO DE TU TRABAJO DE TU CLASE O GRADO. TE EXTRAÑAMOS Y ESTAMOS PENSANDO EN TI!

Grammar: Comparing With Adjectives




Where It Stops, Nobody Knows

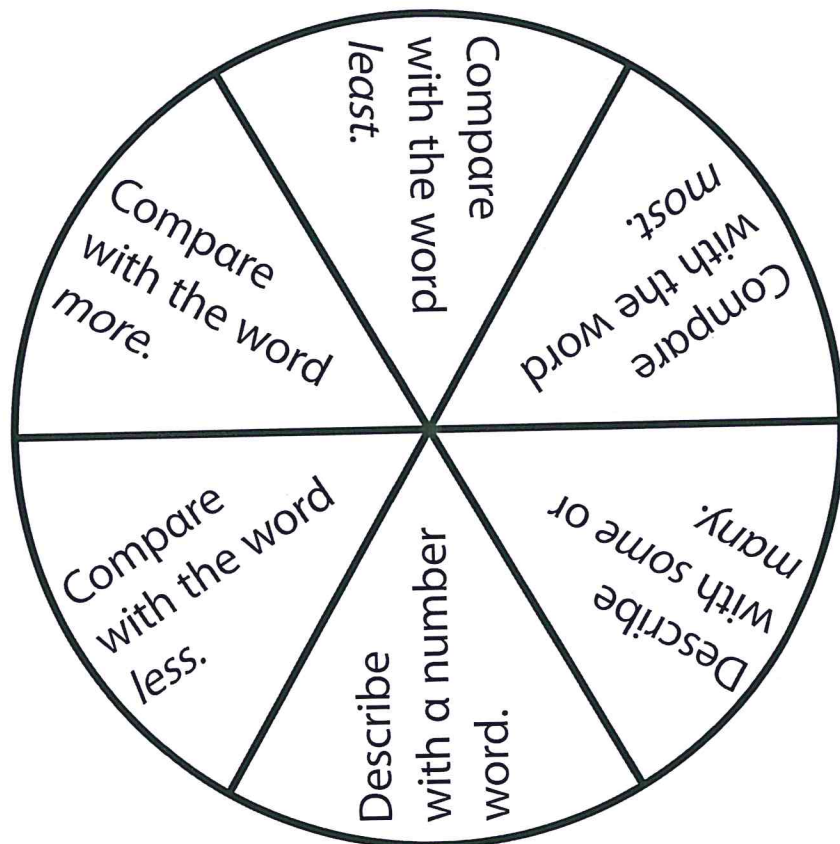
Grammar Rules Comparing with Adjectives

1. An adjective can tell how many or how much.	1. The class had many problems.
2. The words more and less are used to compare two items.	2. The wall had more fungus than the floor did.
3. The words most and least are used to compare three or more items.	3. The light bulbs had the least mold of all.

1. Take turns in a small group.
2. Spin the spinner. Read the rule. Follow the rule to use an adjective in a sentence.

Make a Spinner

1. Put a paper clip  over center of the spinner.
2. Put the point of a pencil through the loop of the paper clip . Make sure the pencil goes through the paper.
3. Spin the paper clip  to make a spinner.



Grammar: Adjectives

Gross or Good?

Grammar Rules Adjectives

1. Use adjectives to tell about color, size, or shape: **pink, brown, small, square**
2. Use adjectives to tell how something sounds, feels, looks, tastes, or smells: **loud, wet, slimy, salty, smoky**
3. Use adjectives to tell how something is used: **fishing pole, frying pan, sleeping bag**
4. Use adjectives to compare two things: **damper, more beautiful**
5. Use adjectives to compare more than two things: **biggest, most wonderful**

Choose an adjective from the box above to complete each sentence. Write the adjective on the line.

At night, Dad and I are crowded in our small tent. We hear the _____ rain outside. In the morning, the sun is _____ than the day before. But the ground is _____ than before. Gross! We have been invaded by _____ worms! Dad takes out his _____ pole. "These worms are the _____ gift," says Dad. Now we can catch the _____ fish of all!

 Talk with a partner about a gross plant or animal you've seen. Use adjectives to describe and make comparisons.

Grammar: Possessive Adjectives

Memory Match Game

Grammar Rules Possessive Adjectives

Singular possessive adjectives show ownership by one person or thing.

my, your, her, his, its

Plural possessive adjectives show ownership by more than one person or thing.

our, your, their

1. Make a card for each possessive adjective below. Make two cards for the possessive adjective *your*, as shown.
2. Combine cards with a partner. Place all the cards facedown.
3. Take turns turning over two cards and naming the words. If the two words match, use the possessive adjective in a sentence.
4. The player with the most matches wins the game.

my	your	her	his
its	our	their	your

Grammar: Possessive Nouns

Just Outside the Window

Grammar Rules Possessive Nouns

You can show ownership with possessive nouns.

One Owner	Add 's	the dog's tail
More Than One Owner	Add ' if the word ends in <u>-s</u> Add 's if the word does not end in <u>-s</u>	the students' desks the women's names

Write the possessive form of the noun on the line.

Last spring, a class found a robin's nest. Actually, they found two! The _____ nests were in a _____ branches. The _____ faces were full of smiles. Ms. Ramos began a study unit on birds.

The _____ shelves were full of books on birds. Many _____ pages explained how baby birds grew inside eggs. The children made drawings. They put them on the _____ website. Now other _____ faces are full of smiles.

© NGSP/HB

Work with a partner. Find things in the room and tell who owns them. Write a list: Gabriel's desk, the students' coats.

ESL Practice April 6-9 (Week 3)

This work will help you keep practicing **reading, writing, listening, and speaking** in English during the time you are not at school! **If you attend daily ESL class with Ms. Hammond, Ms. Nutcher, or Mrs. Martin, this work is for you.** Students who do not qualify for ESL services are welcome to complete these activities *after* their regularly assigned work from their classroom teacher.

The workbooks were sent home last month with 1st-3rd grade and some of 4th and 5th.

By the end of the week, please complete:

*Reach workbook pages (tear out and return when complete)

1st grade	4.19, 4.22, 5.3, 5.5	4th grade	5.20, 5.23, 5.24
2nd grade	4.12, 4.14, 4.19	5th grade	3.11, 3.13, 3.15, 3.17
3rd grade	4.20, 4.23, 4.24	<i>Kindergarten</i>	<i>Separate packet</i>

***all** of the attached picture prompts with questions -- talk about it/write about it

*read in English at least 20 minutes a day - for extra practice, write about what you read, talk about it with a family member, tell your teacher about it when she calls you! RETURN all finished work with the rest of your grade level work at the end of virus quarantine.

We miss you and are thinking about you every day!

Practica de ESL -- 6-9 de abril (semana 3)

¡Este trabajo te ayudará a seguir leyendo, escribiendo, escuchando y hablando en inglés durante el tiempo que no estés en la escuela! Si asistes diariamente a clases de ESL con **la Sra. Hammond, la Sra. Nutcher o la Sra. Martin**, este trabajo es para ti.

La maestra de ESL de su estudiante se comunicara con ustedes vía programa ZOOM o por vía telefónica. Estamos aquí para ayudarles.

Los libros de trabajo fueron enviados a casa el mes pasado con 1er-3er grado y algunos de 4to y 5to.

Al final de la semana, complete:

* Llegue a las páginas del libro de trabajo (arranque y regrese cuando haya terminado y cuando regrese a la escuela después de cuarentena del virus) - vea la tabla de arriba

*Todas la preguntas con fotos (Habla al respecto/Escribe al respecto)

*Lee en Ingles por 20 minutos al dia-Para práctica extra, escribe sobre lo que leíste, habla con un miembro de tu familia, dile a tu maestra acerca de lo que escribiste cuando ella te llame :)

DEVUELVE TODO EL TRABAJO TERMINADO CON EL RESTO DE TU TRABAJO DE TU CLASE O GRADO. TE EXTRAÑAMOS Y ESTAMOS PENSANDO EN TI!

Writing Project

Revise

Use the Revising Marks to revise this passage. Look for:

- reasons that support opinions
- persuasive language
- worthwhile ideas
- details and examples

Revising Marks

^	Add.
↷	Take out.
○→^	Move to here.

Trash Trouble at the Beach

Trash on the beach creates problems. I think it is bad to throw your trash on the ground.

People make the beach dirty. They leave stuff in the sand and water. Animals can get sick. So can people who swim. Trash harms the natural habitat. It pollutes the sand and water.

If you go to the beach, do something with your trash. Put it somewhere. Consider organizing a beach clean-up day. Disposing of trash in a responsible way helps all of us.

Writing Project

Edit and Proofread

Use the Editing Marks to edit and proofread this passage. Look for:

- spelling of comparative and superlative adjectives
- punctuation of items in a series
- spelling of adjectives

Editing Marks

^	Add.
∩	Take out.

Water pollution is bad for people animals and plants. When people don't dispose of theirs liquid waste properly, it creates problems for the environment. We need to teach our's community the responsible way to get rid of trash and other waste.

Water pollution in ours local lake means we can't swim or fish there. Chemicals in the water can kill plants and animals that live in or near the lake. An even biggerer problem comes from litter. Rain sweeps trash on the street into storm. This trash ends up in our water sources.

People must dispose of theirs chemicals and household cleaners in a responsible way. They should never pour oil paint or household cleaners down the drain. People can take these materials to the citys hazardous waste center. This is the best way to make a cleaner environment.

