

ESL Practice March 30–April 3 (Week 2)

This work will help you keep practicing **reading, writing, listening, and speaking** in English during the time you are not at school! **If you attend daily ESL class with Ms. Hammond, Ms. Natcher, or Mrs. Martin, this work is for you.** Students who do not qualify for ESL services are welcome to complete these activities *after* their regularly assigned work from their classroom teacher.

The workbooks were sent home last week with 1st–3rd grade and some of 4th and 5th.

By the end of the week, please complete:

*Reach workbook pages (tear out and return when complete)

1st grade	4.10, 4.11, 4.12, 4.14	4th grade	5.6, 5.11, 5.13, 5.15
2nd grade	5.14, 5.19, 5.22, 5.23	5th grade	3.2, 3.3, 3.5, 3.8
3rd grade	5.14, 5.19, 5.22, 5.23	<i>Kindergarten</i>	<i>Separate packet</i>

***all** of the attached picture prompts with questions -- talk about it/write about it

*read in English at least 20 minutes a day – for extra practice, write about what you read, talk about it with a family member, tell your teacher about it when she calls you
RETURN all finished work with the rest of your grade level work at the end of virus quarantine.

We miss you and are thinking about you every day!

Practica de ESL -- 30 de marzo al 3 de abril (semana 2)

¡Este trabajo te ayudará a seguir leyendo, escribiendo, escuchando y hablando en inglés durante el tiempo que no estés en la escuela! Si asistes diariamente a clases de ESL con **la Sra. Hammond, la Sra. Natcher o la Sra. Martin**, este trabajo es para ti.

La maestra de ESL de su estudiante se comunicara con ustedes vía programa ZOOM o por vía telefónica. Estamos aquí para ayudarles.

Los libros de trabajo fueron enviados a casa la semana pasada con 1er–3er grado y algunos de 4to y 5to.

Al final de la semana, complete:

* Llegue a las páginas del libro de trabajo (arranque y regrese cuando haya terminado y cuando regrese a la escuela después de cuarentena del virus) – vea la tabla de arriba

*Todas la preguntas con fotos (Habla al respecto/Escribe al respecto)


*Lee en Inglés por 20 minutos al día–Para práctica extra, escribe sobre lo que leíste, habla con un miembro de tu familia, dile a tu maestra acerca de lo que escribiste cuando ella te llame :)

DEVUELVE TODO EL TRABAJO TERMINADO CON EL RESTO DE TU TRABAJO DE TU CLASE O GRADO. TE EXTRAÑAMOS Y ESTAMOS PENSANDO EN TI!


Name: _____

Read and Rhyme

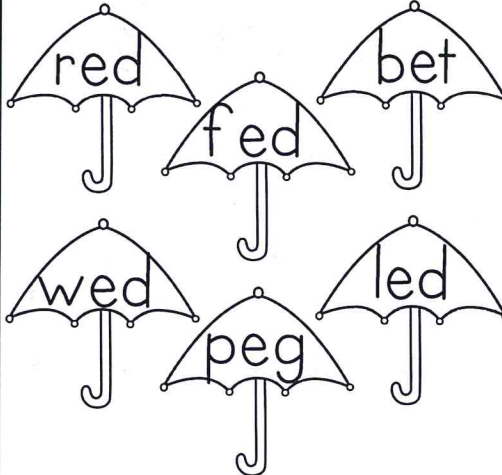
Directions: Read the word in each box and color the rhymes that match the word family.




Word: cat



Word: bed




Word: bit



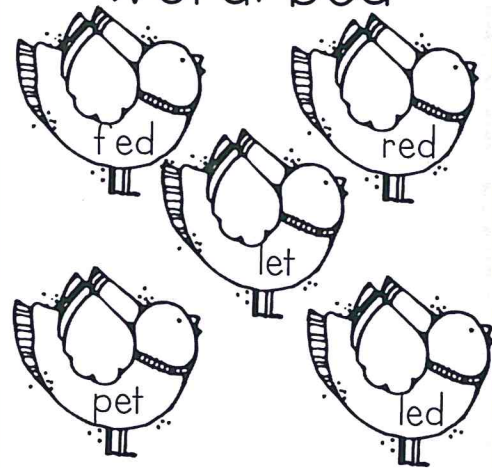
Word: dog



Word: hug



Word: bed




Word: cap



Word: pin




Word: bun




Name: _____

Spring Syllables I




Directions: Look at each picture. Count the syllables and paste them in the correct column.



1 Syllable




2 Syllables



3 Syllables



butterfly




ladybug



cloud



flower



bird



umbrella



rabbit



frog



strawberry



carrots




duck



inchworm

Name _____

Spring Syllables II




Directions: Say the name of each picture. Cut and paste the pictures into the correct row according to the number of syllables.

1


2

3

spider



dragonfly



raindrop



jar




butterfly



mushroom




flower




worm




umbrella




sun



kite



ladybug








Name _____ (Short a)

Rhyming Words

I can READ
and WRITE
short a words!

Directions: Look at the picture in each row. Cut and paste the two words that rhyme with the picture. Write one more rhyming word on the line.



Blank dashed box for pasting a rhyming word.

Blank dashed box for pasting a rhyming word.

Blank dashed box for pasting a rhyming word.

Blank dashed box for pasting a rhyming word.

Blank dashed box for pasting a rhyming word.

Blank dashed box for pasting a rhyming word.

Blank dashed box for pasting a rhyming word.

Blank dashed box for pasting a rhyming word.

Blank dashed box for pasting a rhyming word.

Blank dashed box for pasting a rhyming word.

Blank line for writing a rhyming word.

Blank line for writing a rhyming word.

Blank line for writing a rhyming word.

Blank line for writing a rhyming word.

Blank line for writing a rhyming word.

© Annie Moffatt @ The Moffatt Girls 2014






can	rag	tap	bat	yam
cap	hat	ram	tag	man

Name _____ (Short e)

Rhyming Words

I can READ
and WRITE
short e words!

Directions: Look at the picture in each row. Cut and paste the two words that rhyme with the picture. Write one more rhyming word on the line.



© Annie Moffatt @TheMoffattGirls 2014

hen	let	peg	fed	pet
wet	bed	beg	vet	pen

ESL Practice April 6-9 (Week 3)

This work will help you keep practicing **reading, writing, listening, and speaking** in English during the time you are not at school! **If you attend daily ESL class with Ms. Hammond, Ms. Nutcher, or Mrs. Martin, this work is for you.** Students who do not qualify for ESL services are welcome to complete these activities *after* their regularly assigned work from their classroom teacher.

The workbooks were sent home last month with 1st-3rd grade and some of 4th and 5th.

By the end of the week, please complete:

*Reach workbook pages (tear out and return when complete)

1st grade	4.19, 4.22, 5.3, 5.5	4th grade	5.20, 5.23, 5.24
2nd grade	4.12, 4.14, 4.19	5th grade	3.11, 3.13, 3.15, 3.17
3rd grade	4.20, 4.23, 4.24	<i>Kindergarten</i>	<i>Separate packet</i>

***all** of the attached picture prompts with questions -- talk about it/write about it

*read in English at least 20 minutes a day - for extra practice, write about what you read, talk about it with a family member, tell your teacher about it when she calls you! RETURN all finished work with the rest of your grade level work at the end of virus quarantine.

We miss you and are thinking about you every day!

Practica de ESL -- 6-9 de abril (semana 3)

¡Este trabajo te ayudará a seguir leyendo, escribiendo, escuchando y hablando en inglés durante el tiempo que no estés en la escuela! Si asistes diariamente a clases de ESL con **la Sra. Hammond, la Sra. Nutcher o la Sra. Martin**, este trabajo es para ti.

La maestra de ESL de su estudiante se comunicara con ustedes vía programa ZOOM o por vía telefónica. Estamos aquí para ayudarles.

Los libros de trabajo fueron enviados a casa el mes pasado con 1er-3er grado y algunos de 4to y 5to.

Al final de la semana, complete:

* Llegue a las páginas del libro de trabajo (arranque y regrese cuando haya terminado y cuando regrese a la escuela después de cuarentena del virus) - vea la tabla de arriba

*Todas la preguntas con fotos (Habla al respecto/Escribe al respecto)

*Lee en Ingles por 20 minutos al día-Para práctica extra, escribe sobre lo que leíste, habla con un miembro de tu familia, dile a tu maestra acerca de lo que escribiste cuando ella te llame :)

DEVUELVE TODO EL TRABAJO TERMINADO CON EL RESTO DE TU TRABAJO DE TU CLASE O GRADO. TE EXTRAÑAMOS Y ESTAMOS PENSANDO EN TI!


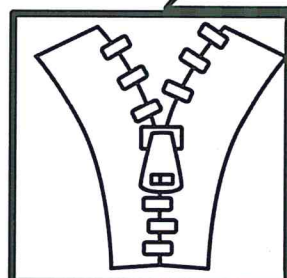
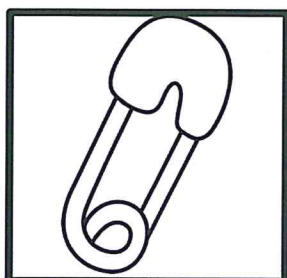


Name _____

(Short i)

Rhyming Words

I can READ
and WRITE
short i words!

Directions: Look at the picture in each row. Cut and paste the two words that rhyme with the picture. Write one more rhyming word on the line.



Blank dashed box for writing rhyming words.

Blank dashed box for writing rhyming words.

Blank dashed box for writing rhyming words.

Blank dashed box for writing rhyming words.

Blank dashed box for writing rhyming words.

Blank dashed box for writing rhyming words.

Blank dashed box for writing rhyming words.

Blank dashed box for writing rhyming words.

Blank dashed box for writing rhyming words.

Blank dashed box for writing rhyming words.

Blank line for writing a rhyming word.

Blank line for writing a rhyming word.

Blank line for writing a rhyming word.

Blank line for writing a rhyming word.

Blank line for writing a rhyming word.

© Annie Moffatt @ The Moffatt Girls 2014

kid

fin

pig

dip

bit

tin

lip

did

pit

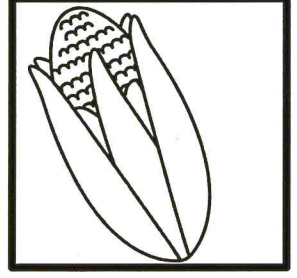




fig

Name _____ (Short o)

Rhyming Words

I can READ
and WRITE
short o words!

Directions: Look at the picture in each row. Cut and paste the two words that rhyme with the picture. Write one more rhyming word on the line.



Blank dashed box for pasting a word.

Blank dashed box for pasting a word.

Blank dashed box for pasting a word.

Blank dashed box for pasting a word.

Blank dashed box for pasting a word.

Blank dashed box for pasting a word.

Blank dashed box for pasting a word.

Blank dashed box for pasting a word.

Blank dashed box for pasting a word.

Blank dashed box for pasting a word.

Blank line for writing a word.

Blank line for writing a word.

Blank line for writing a word.

Blank line for writing a word.

Blank line for writing a word.

© Annie Moffatt @ The Moffatt Girls 2014



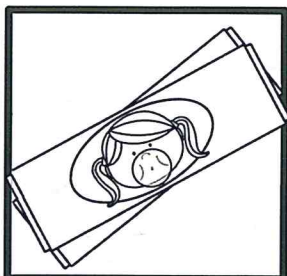


hog	rod	dot	pop	sob
hop	rob	hot	sod	log

Name _____ (Short u)

Rhyming Words

I can READ
and WRITE
short u words!

Directions: Look at the picture in each row. Cut and paste the two words that rhyme with the picture. Write one more rhyming word on the line.



Blank dashed box for pasting a rhyming word.

Blank dashed box for pasting a rhyming word.

Blank dashed box for pasting a rhyming word.

Blank dashed box for pasting a rhyming word.

Blank dashed box for pasting a rhyming word.

Blank dashed box for pasting a rhyming word.

Blank dashed box for pasting a rhyming word.

Blank dashed box for pasting a rhyming word.

Blank dashed box for pasting a rhyming word.

Blank dashed box for pasting a rhyming word.

Blank line for writing a rhyming word.

Blank line for writing a rhyming word.

Blank line for writing a rhyming word.

Blank line for writing a rhyming word.

Blank line for writing a rhyming word.

© Annie Moffatt @ The Moffatt Girls 2014







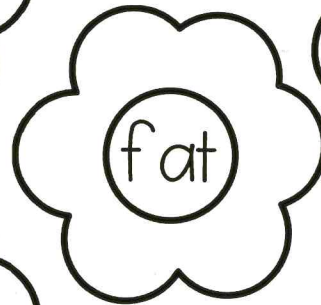


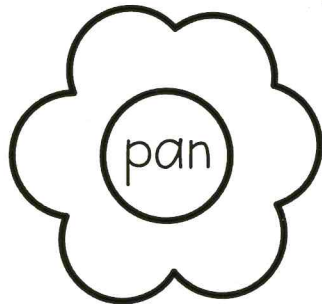







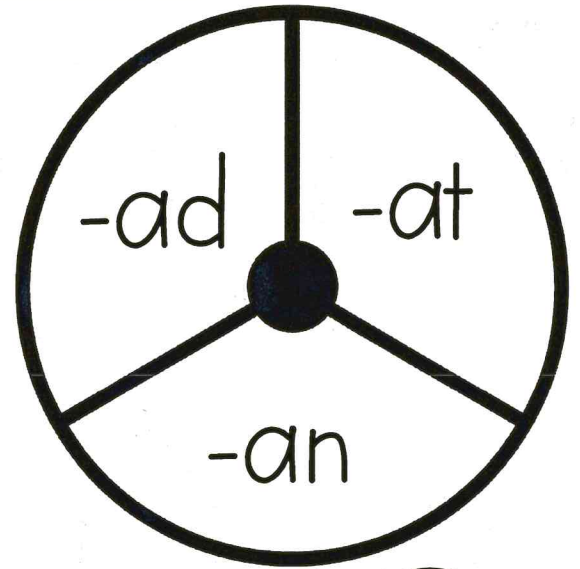
rug	hum	tub	bun	tug
mum	run	hut	nut	rub

Name: _____

Spin and Color Word Families

(Short a Words)

Directions: Spin the spinner and color a flower with the matching word family.

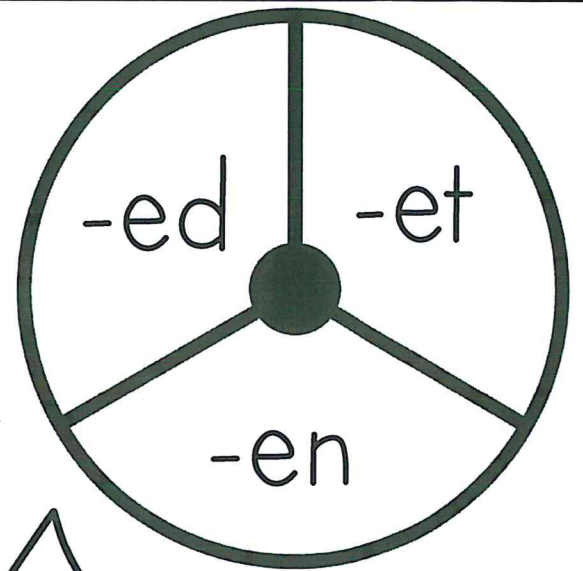


Name: _____

Spin and Color Word Families

(Short e Words)

Directions: Spin the spinner and color a raindrop with the matching word family.



bed hen set

bet pet led let met

red fed den ten wed

vet jet Ted men net

