
Kindergarten NO PREP

HOME LEARNING PACKET

3 Weeks of Learning



Created by The Moffatt Girls

Dear Kindergarten Families,

Welcome to the Kindergarten Home Learning Packet!


This packet includes 3 weeks of work from home assignments. Each daily assignment consists of 5 pages math, literacy, sight words and more!

This packet is designed to serve as a review and extra practice. However, please monitor your child as they complete the assignments and feel free to help your child review any pages they find challenging.

Other ideas to extend learning throughout the day:

- Name a letter, number, or sight word then have your child find it on mail, magazines, or packaging around the house.
- Have your child to write notes, letters, or signs. Encourage them to sound out words instead of asking how a word is spelled.
- Choose a sound. Have your child find something in the room that starts with the sound. For an extra challenge have them find something that ends with the sound instead.
- Encourage mathematical thinking with questions like, "If I give you 4 more crackers how many will you have?"
- Encourage your child to make predictions and then evaluate what happened. Ask, "What do you think will happen if we _____?" then ask, "What actually happened? Was it the same or different than your prediction?"

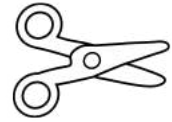
My Home Learning Packet



Name:

3 WEEKS OF INSTRUCTION



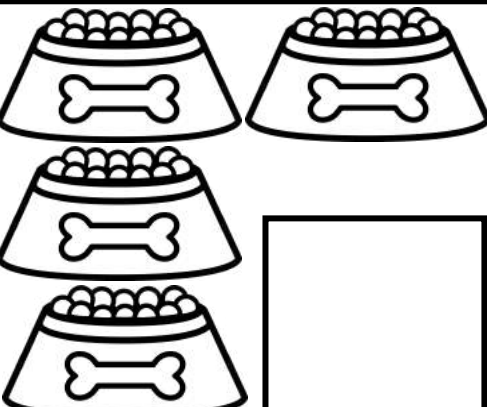
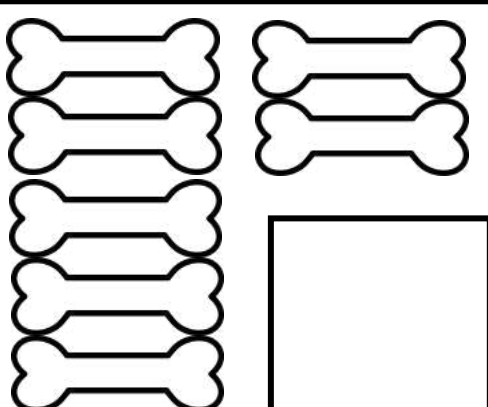




<p>Week 1 Day 1</p> <ul style="list-style-type: none"> <input type="checkbox"/> How Many? <input type="checkbox"/> Greater and Less Than <input type="checkbox"/> Missing Letters <input type="checkbox"/> Sight Word Practice <input type="checkbox"/> Reading <p>Comprehension</p>	<p>Week 2 Day 1</p> <ul style="list-style-type: none"> <input type="checkbox"/> Number Order 11-20 <input type="checkbox"/> Time: Sorting Pictures <input type="checkbox"/> CVC Word Search <input type="checkbox"/> Sight Word Practice <input type="checkbox"/> Reading <p>Comprehension</p>	<p>Week 3 Day 1</p> <ul style="list-style-type: none"> <input type="checkbox"/> Telling Time <input type="checkbox"/> Ten Frame Practice <input type="checkbox"/> Fluency Practice <input type="checkbox"/> Sight Word Practice <input type="checkbox"/> Reading <p>Comprehension</p>
<p>Week 1 Day 2</p> <ul style="list-style-type: none"> <input type="checkbox"/> Make 10 <input type="checkbox"/> Composing Numbers <input type="checkbox"/> CVC Puzzles <input type="checkbox"/> Sight Word Practice <input type="checkbox"/> I Can Read Simple Sentences 	<p>Week 2 Day 2</p> <ul style="list-style-type: none"> <input type="checkbox"/> Comparing Sets <input type="checkbox"/> Triangles <input type="checkbox"/> Spin, Read and Cover <input type="checkbox"/> Sight Word Practice <input type="checkbox"/> Reading <p>Comprehension</p>	<p>Week 3 Day 2</p> <ul style="list-style-type: none"> <input type="checkbox"/> Greater, Equal or Less <input type="checkbox"/> Addition up to 10 <input type="checkbox"/> CVC Word Search <input type="checkbox"/> Sight Word Practice <input type="checkbox"/> Reading <p>Comprehension</p>
<p>Week 1 Day 3</p> <ul style="list-style-type: none"> <input type="checkbox"/> Number Sense up to 20 <input type="checkbox"/> Hexagons <input type="checkbox"/> Spin, Read, and Cover <input type="checkbox"/> Sight Word Practice <input type="checkbox"/> Reading <p>Comprehension</p>	<p>Week 2 Day 3</p> <ul style="list-style-type: none"> <input type="checkbox"/> Subitizing Mazes <input type="checkbox"/> Addition to 10 <input type="checkbox"/> Missing Letters <input type="checkbox"/> Sight Word Practice <input type="checkbox"/> Reading <p>Comprehension</p>	<p>Week 3 Day 3</p> <ul style="list-style-type: none"> <input type="checkbox"/> Subtraction to 10 <input type="checkbox"/> Sort, Classify and Count <input type="checkbox"/> Spin, Read and Cover <input type="checkbox"/> Sight Word Practice <input type="checkbox"/> Reading <p>Comprehension</p>
<p>Week 1 Day 4</p> <ul style="list-style-type: none"> <input type="checkbox"/> Twenty Frame Counting <input type="checkbox"/> Telling Time <input type="checkbox"/> Word Families <input type="checkbox"/> Sight Word Practice <input type="checkbox"/> Read and Sequence 	<p>Week 2 Day 4</p> <ul style="list-style-type: none"> <input type="checkbox"/> Subtraction to 10 <input type="checkbox"/> Color by Shape <input type="checkbox"/> CVC Cut and Paste <input type="checkbox"/> Sight Word Practice <input type="checkbox"/> Reading <p>Comprehension</p>	<p>Week 3 Day 4</p> <ul style="list-style-type: none"> <input type="checkbox"/> Heavier and Lighter <input type="checkbox"/> Sorting Shapes <input type="checkbox"/> Word Families <input type="checkbox"/> Sight Word Practice <input type="checkbox"/> Reading <p>Comprehension</p>
<p>Week 1 Day 5</p> <ul style="list-style-type: none"> <input type="checkbox"/> Comparing Numbers <input type="checkbox"/> Place Value <input type="checkbox"/> CVC Cut and Paste <input type="checkbox"/> Sight Word Practice <input type="checkbox"/> Sound it Out 	<p>Week 2 Day 5</p> <ul style="list-style-type: none"> <input type="checkbox"/> Place Value <input type="checkbox"/> Addition Practice <input type="checkbox"/> Missing Letters <input type="checkbox"/> Sight Word Practice <input type="checkbox"/> Reading <p>Comprehension</p>	<p>Week 3 Day 5</p> <ul style="list-style-type: none"> <input type="checkbox"/> Number Order 11-20 <input type="checkbox"/> Subtract from 10 <input type="checkbox"/> CVC Scoops <input type="checkbox"/> Color by Sight Word <input type="checkbox"/> Read and Sequence



Name: _____

How Many? Count, Cut and Paste

Directions: Count the number in each set.
Cut and paste the correct number in each box.





1	2	3	4	5
6	7	8	9	

Name: _____

Greater Than, Less Than

Directions: Fill in each circle with the correct sign.


<p>> is greater than</p> 	<p>< is less than</p> 
--	--

6 ○ 3	2 ○ 9	7 ○ 4
5 ○ 1	3 ○ 8	10 ○ 5
0 ○ 2	9 ○ 6	1 ○ 7
6 ○ 5	8 ○ 10	3 ○ 2
9 ○ 7	5 ○ 6	9 ○ 1

Name: _____

Missing Letters Set 1

Directions: Fill in the missing letter for each picture.
Write the word on the lines.




c a



r t




a t



h a



a t



s t

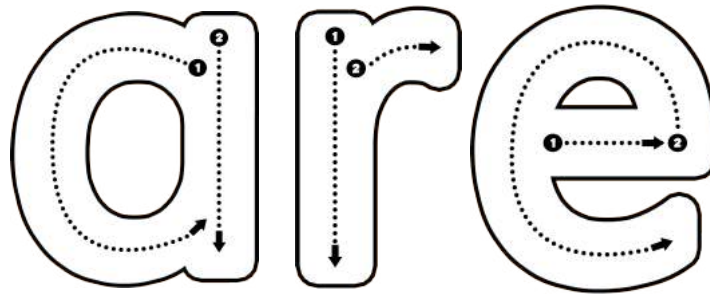
Name: _____



are

Sight Word Practice: are

Trace the letters with your finger. Trace the letters with a pencil.




Color the word **are**.

black	are	at	are
are	came	are	what
are	into	must	who

Cut and paste the word **are**.

--	--	--



Name: _____

-at
Family

I Can Read Simple Stories!

Directions: Read the story. Highlight the -at family words.

Answer the questions. Write the correct word on the line.

Pat the Cat



I have a cat. His name is Pat.

Pat will not play.

Pat will not run. Pat likes to sit all day. He sits on a mat.

Pat, the cat, is too fat.

1. The cat's name is

_____.

Rat Pat Cat

2. Pat will not

_____.

sit run play

3. Pat likes to sit on a

_____.

mat hat bat

4. Pat, the cat, is

_____.

sat fat vat

Name: _____

How Many More to Make 10?

Directions: Count how many more needed to make ten. Write the number.

1

○	○	○		

$3 + \underline{\quad} = 10$

2

○				

$1 + \underline{\quad} = 10$

3

○	○	○	○	○
○	○			

$7 + \underline{\quad} = 10$

4

○	○	○	○	○

$5 + \underline{\quad} = 10$

5

○	○	○	○	○
○	○	○	○	○

$10 + \underline{\quad} = 10$

6

○	○			

$2 + \underline{\quad} = 10$

7

○	○	○	○	

$4 + \underline{\quad} = 10$

8

○	○	○	○	○
○	○	○	○	

$9 + \underline{\quad} = 10$

9

○	○	○	○	○
○	○	○		

$8 + \underline{\quad} = 10$

10

○	○	○	○	○
○				

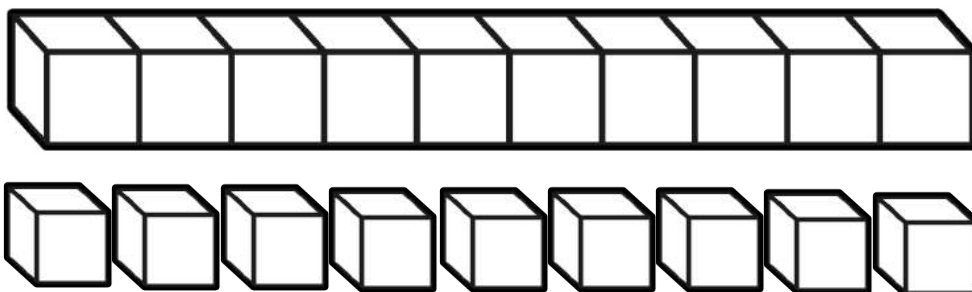
$6 + \underline{\quad} = 10$

Name: _____

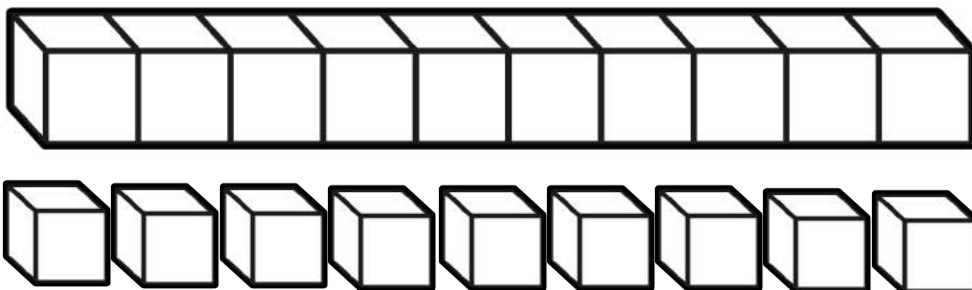
Place Value: Composing Numbers

Directions: Color the base ten blocks to show each number.

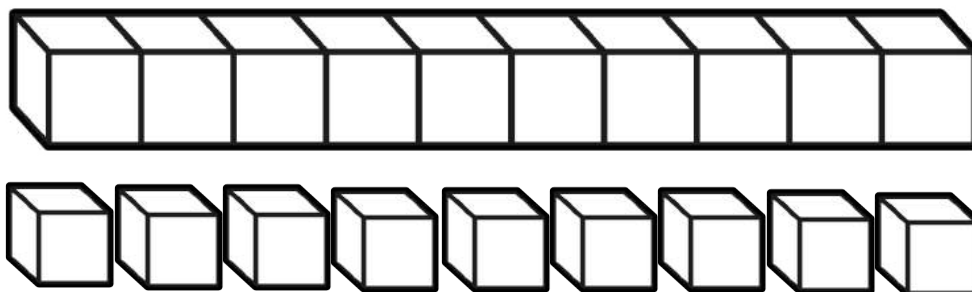
13



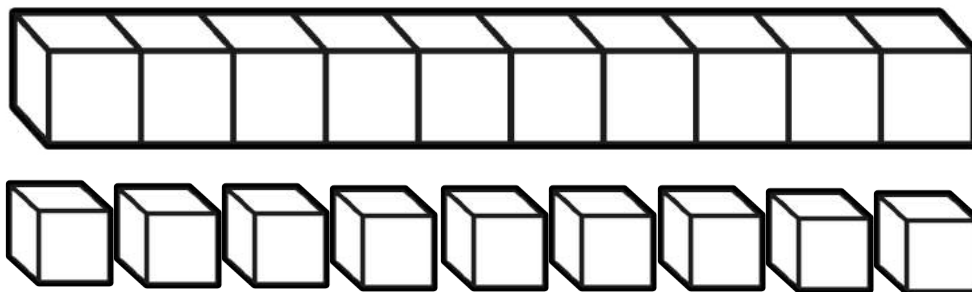
11



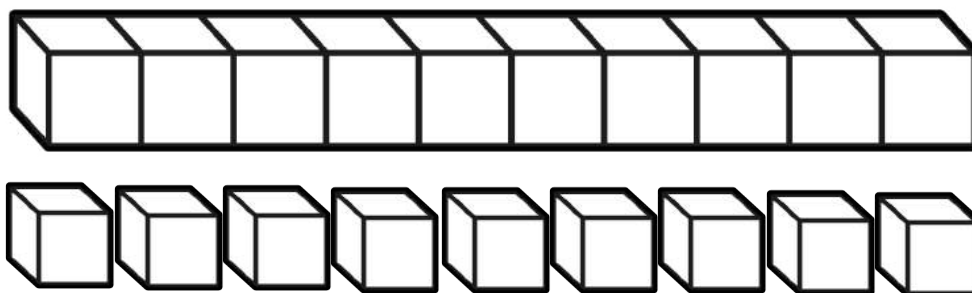
14



12



15

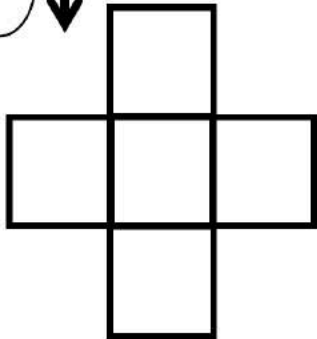
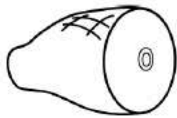


Name _____

CVC Puzzles and Simple Sentences

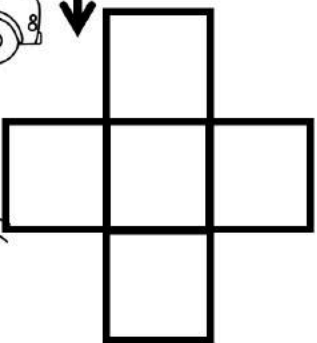
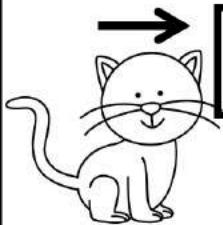

Directions: Fill in the letters for each picture.

Write the correct word to complete the sentence.



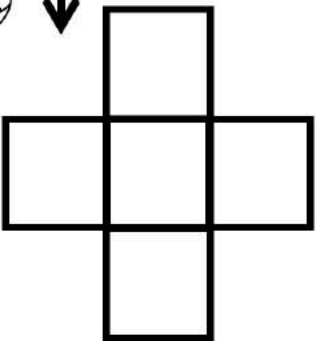

1. What is in the _____?

2. I like to eat _____.



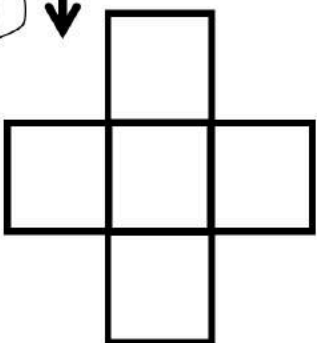
1. Get in the _____.

2. I have a pet _____.



1. Turn on the _____.

2. The _____ is hot!



1. The _____ is fat.

2. Put on the _____.

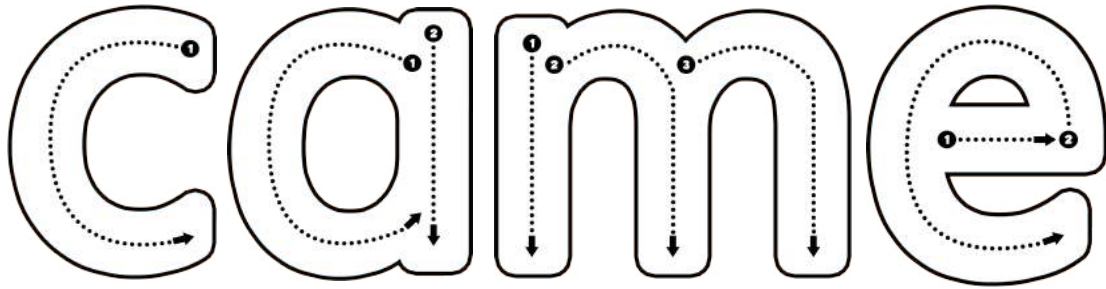
Name: _____



came

Sight Word Practice: came

Trace the letters with your finger. Trace the letters with a pencil.



Color the word **came**.

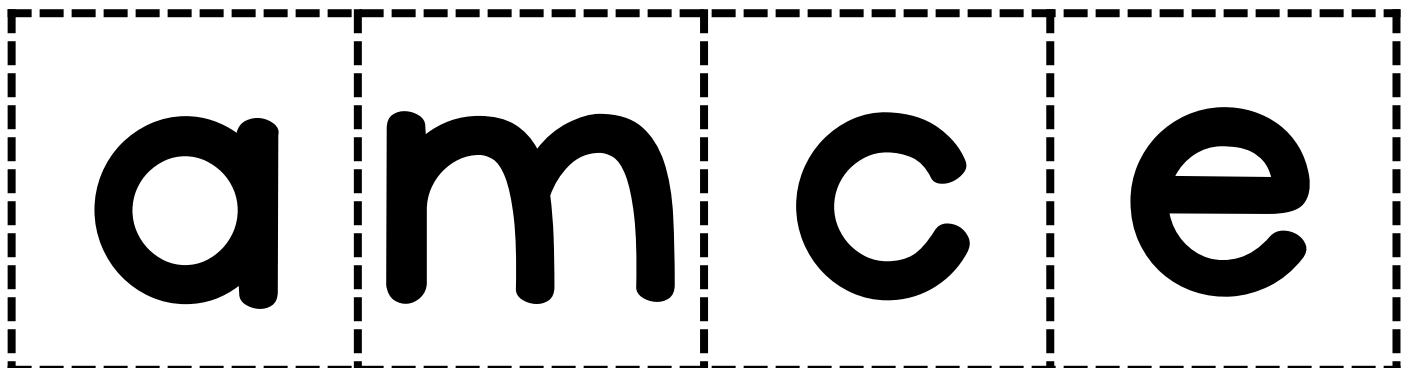
came	did	do	came
ate	came	came	into
came	are	came	new

Cut and paste the word **came**.

--	--	--	--

Week 1: Day 2

©Annie Moffatt @ The Moffatt Girls 2019



Name _____

I Can Read Simple Sentences

Directions: Read the words in the Word Bank.

-ap
family

Word Bank

cap

gap

lap

map


nap

tap

rap

sap

Directions: Read the sentences. Color the circle that matches the picture.



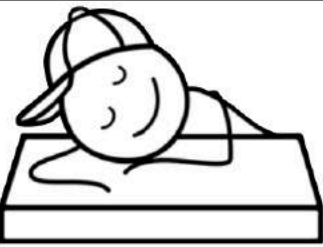
His smile had a gap.

Can I take a nap?



I had sap on my hand.

Find it on the map.



Jon took a nap.

Did you hear the tap?



It was an old map.

The sap is in the tree.



I have a pet cat.

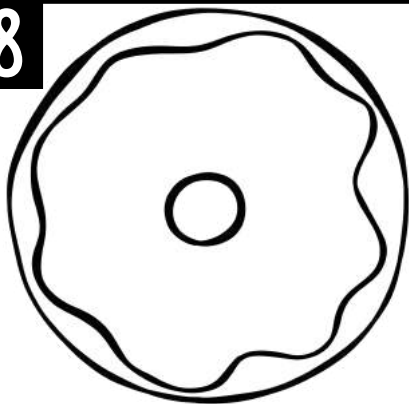
The tap has a drip.

Name: _____

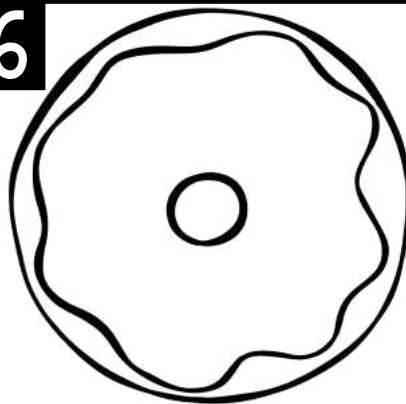
Number Sense up to 20

Directions: Read the number in the box.
Draw the correct number of sprinkles to match.

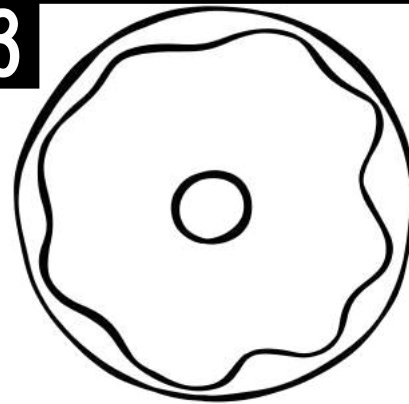
18




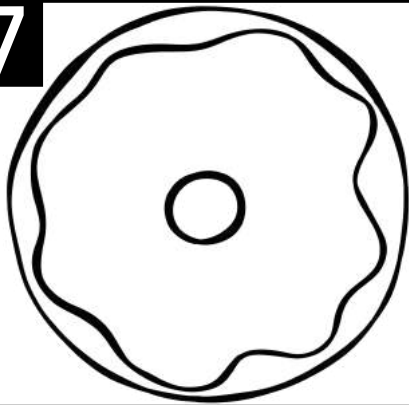
16



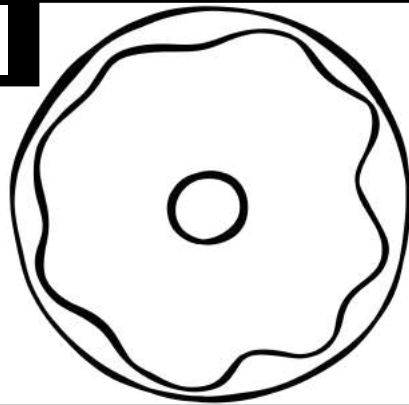
13



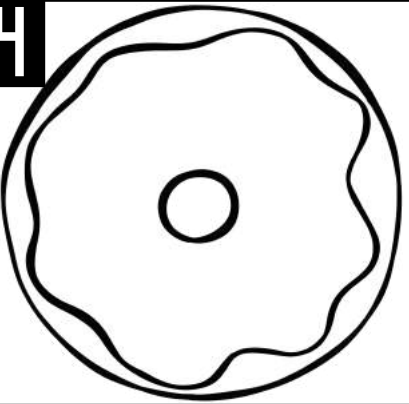
17



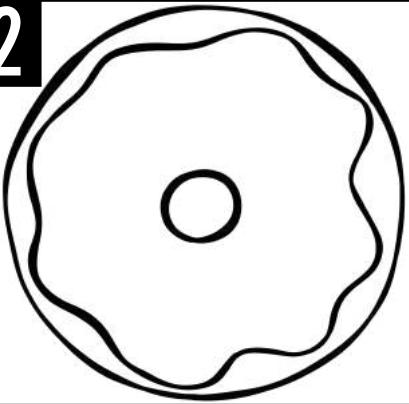
11



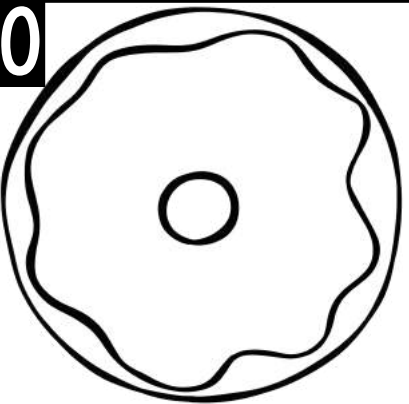
14



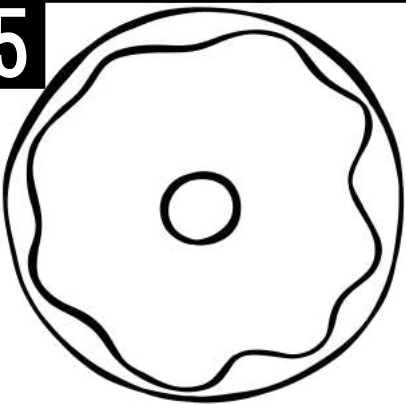
12



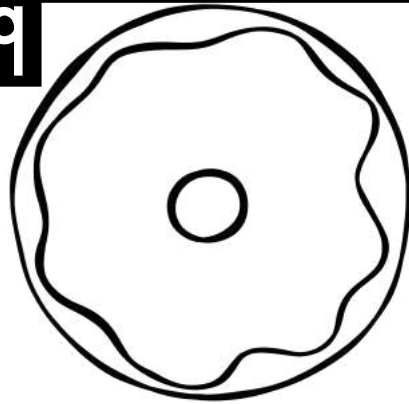
20



15



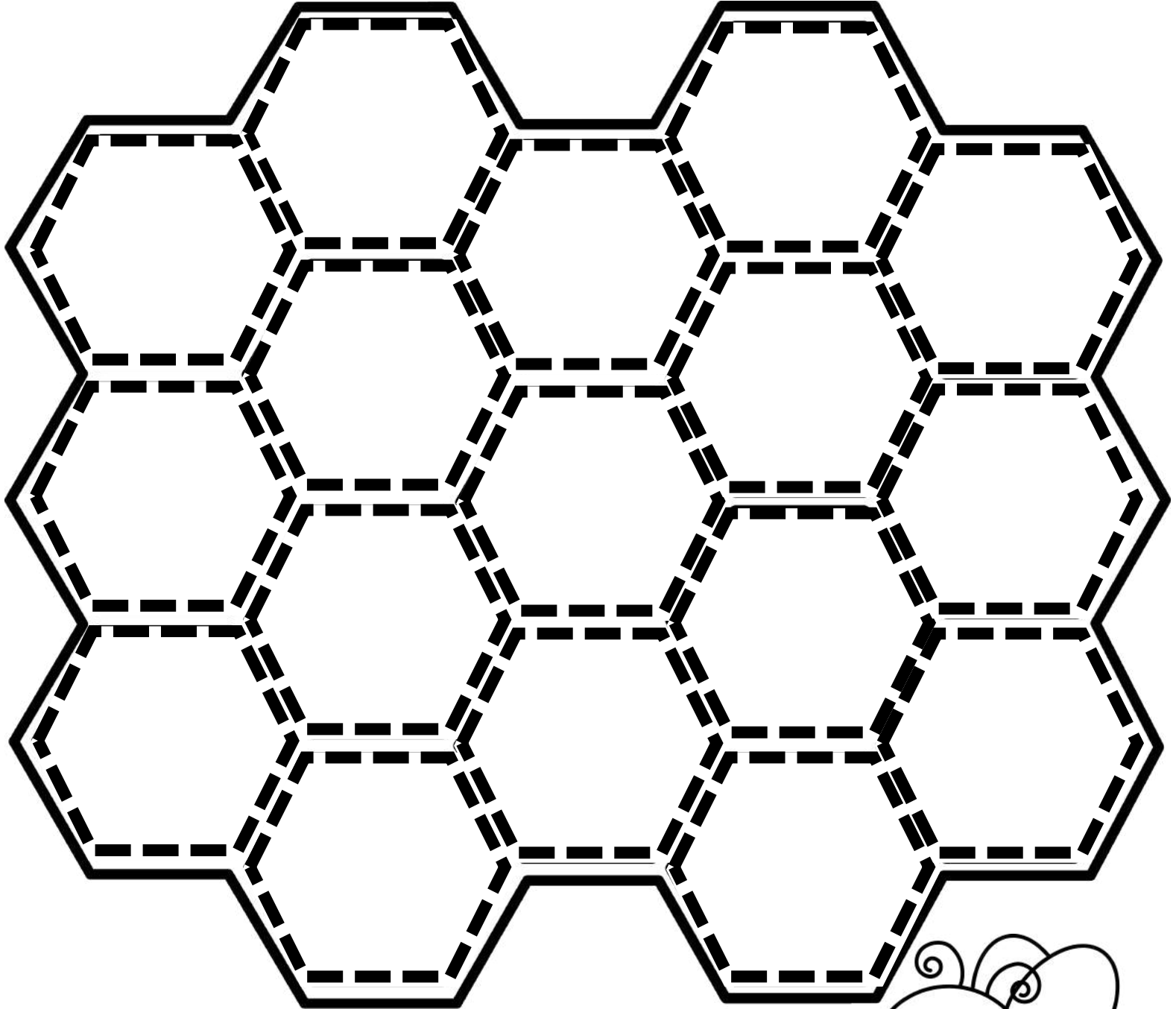
19



Name: _____

Hexagons: Trace and Count

Directions: Trace the hexagons. Write how many.



_____ hexagons

Spin, Read, and Cover!

pan

man

van

fan

pan

can

ran


man

fan

van

can

ran



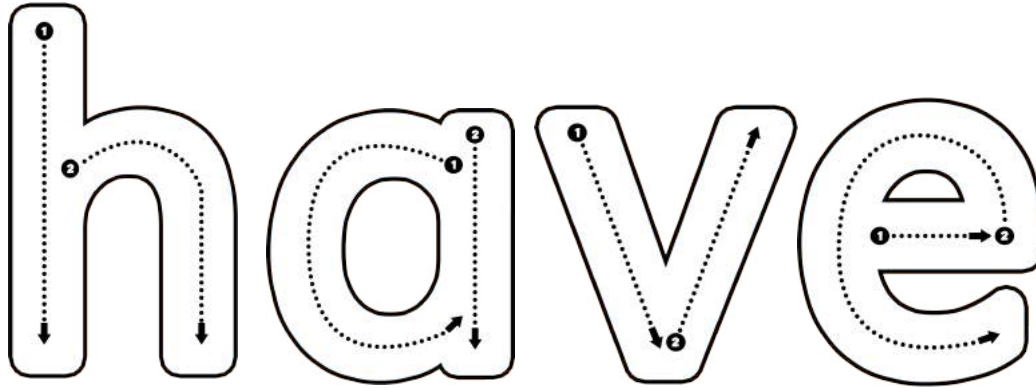
Name: _____



have

Sight Word Practice: have

Trace the letters with your finger. Trace the letters with a pencil.



Color the word **have**.

he	must	have	have
have	have	that	he
into	new	have	ride

Cut and paste the word **have**.

--	--	--	--

Week 1: Day 3

©Annie Moffatt @ The Moffatt Girls 2019



Name: _____

I can Read it 3 times!



-an

Phonics Reading Comprehension


Directions: Read the passage and answer the questions.




Dan's Tan Van

Dan has a tan van. Dan's van is too hot. The van had no fan. Dan took his tan van to a man named Stan. The man looked at Dan's van. He said he can fix Dan's van. Stan put a new fan in Dan's van. Dan's van is not hot. Now Dan's van is cold. Dan likes to drive his tan van now.



1. What does Dan have? 

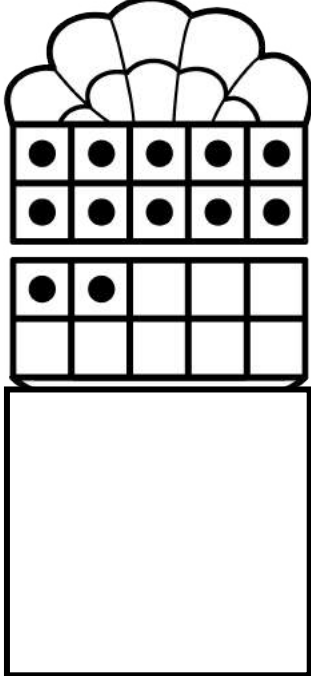

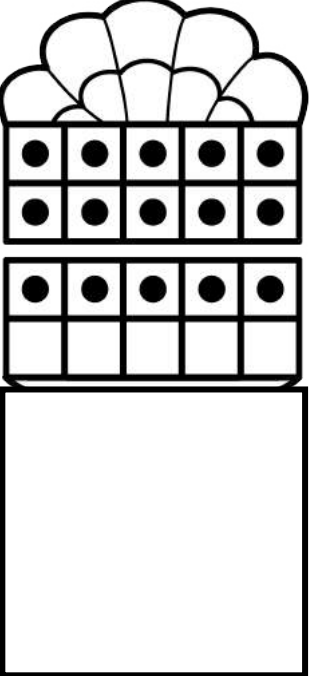
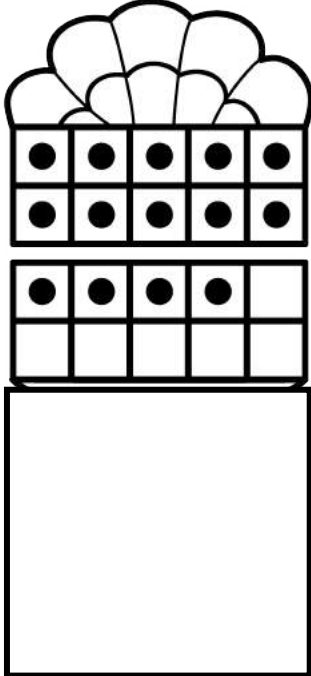
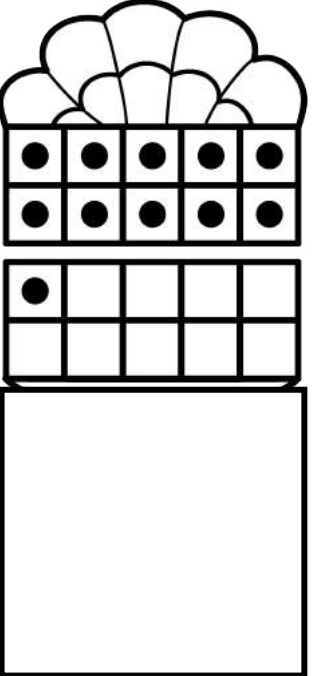
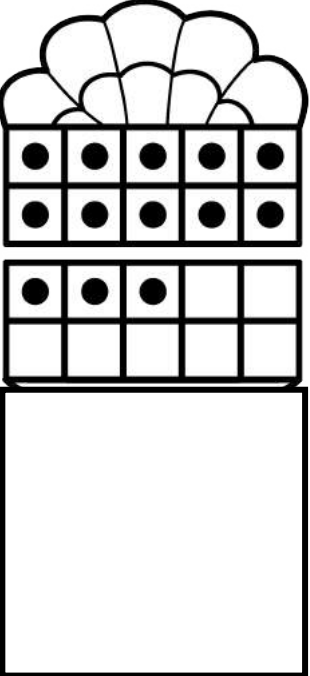
2. What is wrong with Dan's van? 

3. Who did Dan take his van to? 

Name: _____

Twenty Frame Counting

Directions: Count the dots. Cut and paste a number to match.

	 <p>Seashell Count and Match</p>	
		

11 12 13 14 15

Name: _____

Telling Time: Cut and Paste to Match

Directions: Cut and paste the correct clock to each time.

6:00



1:00



9:00



4:00



11:00



7:00



2:00



12:00



3:00




8:00



10:00




5:00



Name _____

Read and Dot the -in Family Words

Directions: Dot mark the -in family words.



A collection of words in circles for a dot-marker activity. The words are: bin, fan, tan, pin, hat, lag, cod, man, pig, kin, rat, hit, vat, tap, tin, YAP, cap, bit, fin, rip, gag, ban, ram, win, nag, mad. The words 'bin', 'kin', and 'tin' are already dotted.

Directions: Write six words from the -in family.

1. _____	3. _____	5. _____
2. _____	4. _____	6. _____

Directions: Write two sentences using -in family words.

1. _____

2. _____

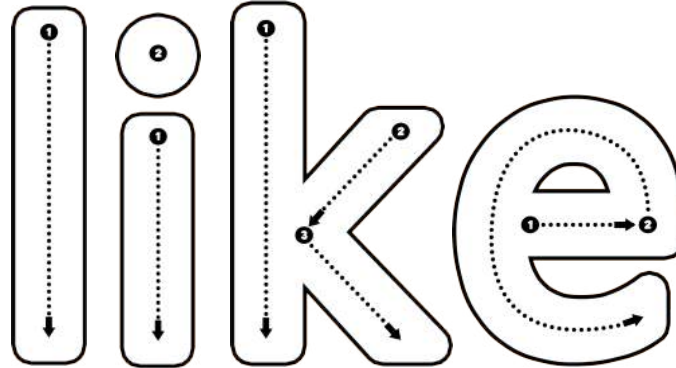
Name: _____



like

Sight Word Practice: like

Trace the letters with your finger. Trace the letters with a pencil.



Color the word **like**.

must	like	brown	saw
like	are	like	like
new	like	say	like

Cut and paste the word **like**.

--	--	--	--

Week 1: Day 4

©Annie Moffatt @ The Moffatt Girls 2019



Name _____


I Can Read it
3 times:



Read and Sequence: Who is on the Log?

Directions: Read the story.

Cut and paste the pictures to show the order of events.



Who is on the Log?

Can you see the big brown log?

The dog can jump on the log.

Can you see the funny hog on the log?

Come and see the red hen on the log!

Oh no! I see one big, big bug on the log!

The End

First,

1

Next,



2

Then,

3


Last

4







Name: _____

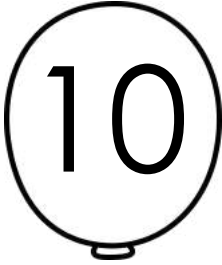

Comparing Numbers





Directions: Color the balloon with the smaller number. Complete the sentence with the correct numbers.

  _____ is less than _____.


  _____ is less than _____.

  _____ is less than _____.

  _____ is less than _____.

  _____ is less than _____.


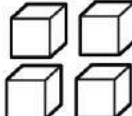
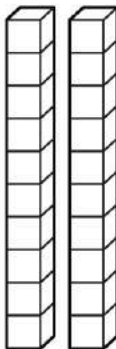
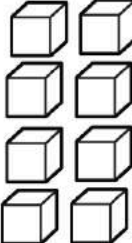

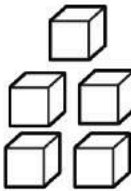
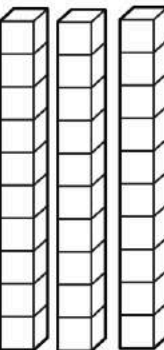
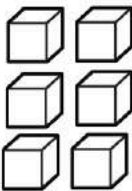
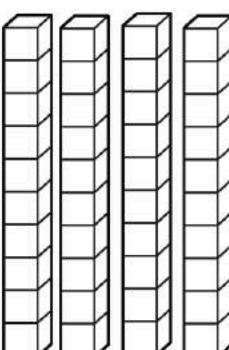

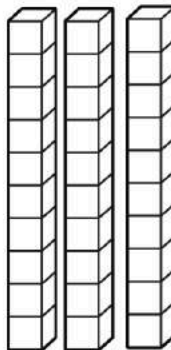

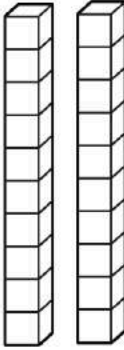

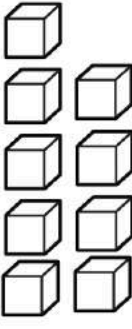
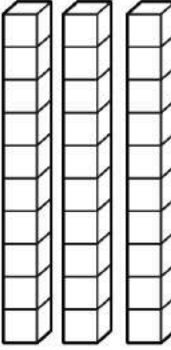

Name _____



Place Value



Directions: Count each set of tens and ones.

					
<u>Tens</u>	<u>Ones</u>	<u>Tens</u>	<u>Ones</u>	<u>Tens</u>	<u>Ones</u>
					
<u>Tens</u>	<u>Ones</u>	<u>Tens</u>	<u>Ones</u>	<u>Tens</u>	<u>Ones</u>
					
<u>Tens</u>	<u>Ones</u>	<u>Tens</u>	<u>Ones</u>	<u>Tens</u>	<u>Ones</u>


Name: _____

CVC Cut and Paste Set 2

Cut and paste the CVC words to match each picture.




--	--	--



--	--	--



--	--	--



--	--	--

f	i	g	w	i	g
d	i	g	p	i	g

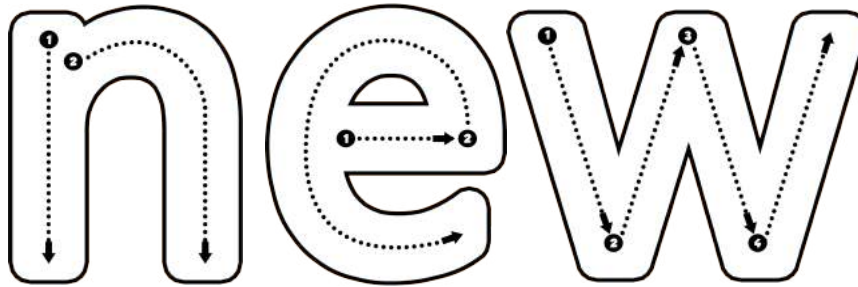
Name: _____



new

Sight Word Practice: new

Trace the letters with your finger. Trace the letters with a pencil.




Color the word **new**.

new	new	on	she
new	no	new	so
now	new	our	new

Cut and paste the word **new**.

--	--	--

Week 1: Day 5



Name _____

-ot
family

Sound it Out!

Directions: Color or dot the beginning, middle and ending sound for each picture.
Read the sentence and write the new word. Color the picture.



r a m
c o t

The fruit began to

_____.



n u t
p o d

My mom used a

_____.



h a m
n o t

The cup is too

_____.



l o t
d a d

My shirt has a

_____.



f o b
c a t

He slept on a

_____.

Name: _____



Number Order 11-20

Directions: Cut and paste the honey pots in order from 11-20.



 13	 18	 15	 17	 12
 16	 19	 11	 20	 14


Name: _____

Time: Sorting Pictures Set I

Directions: Cut, sort and glue the objects to the correct column.

Write a label for your set.

a.m.










p.m.



Name: _____

CVC Word Search



		
<input type="text"/>	<input type="text"/>	<input type="text"/>
		
<input type="text"/>	<input type="text"/>	<input type="text"/>

Word Bank

- sit
- pit
- bit
- kit
- fit
- lit

a	l	i	t	a	s
f	e	g	e	t	i
i	n	a	t	e	t
t	d	e	p	i	t
k	i	t	a	n	e
e	b	i	t	i	d

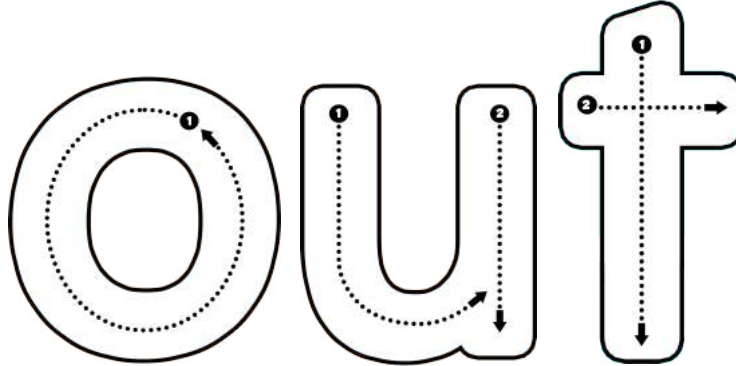
Name: _____



out

Sight Word Practice: out

Trace the letters with your finger. Trace the letters with a pencil.




Color the word **out**.

out	now	no	pretty
out	on	out	out
our	out	new	out

Cut and paste the word **out**.

--	--	--



Name: _____


I can Read it 3 times!



-ig


Phonics Reading Comprehension

Directions: Read the passage and answer the questions.



Zig the Pig

Zig is a big pig. Zig likes to put on wigs. Zig gets a blue wig. The wig is too little. Zig gets a red wig. The wig has a twig in it. Zig finds a good wig. The wig is big. The wig fits Zig. Zig is happy. He likes his new wig. He sits down to eat a fig with his new wig.

1. Who is Zig? 

2. What does Zig like to put on? 

3. What does Zig eat? 

Name: _____

True or False?

Directions: Cut and paste to the correct column.



True




False

Name: _____

Hunting For Shapes: Triangles

Directions: Color all of the triangle shapes.



How many **TRIANGLES** did you find? _____

Spin, Read, and Cover!

tot

dot

pot

hot

rot

cot

hot


tot

rot

dot

pot

cot



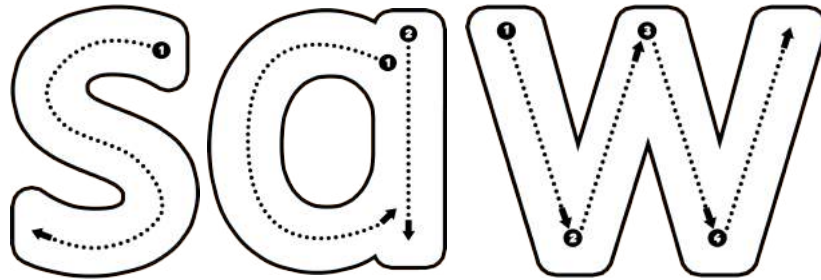
Name: _____



saw

Sight Word Practice: saw

Trace the letters with your finger. Trace the letters with a pencil.




Color the word **saw**.

yes	like	saw	saw
saw	saw	have	all
saw	no	was	saw

Cut and paste the word **saw**.

--	--	--




Name: _____

-od
Family

I Can Read Simple Stories!

Directions: Read the story. Highlight the -od family words.
Answer the questions. Write the correct word on the line.



The Cod

Tod likes to fish. He got a new red rod. The rod was great.

Tod used the rod to fish.

The rod began to nod up and down.

Tod got a cod!

1. Who likes to fish?

_____.

Cod Tod Sod

2. Tod used the

_____ to fish.

cod rod nod

3. What did the rod
begin to do? _____.

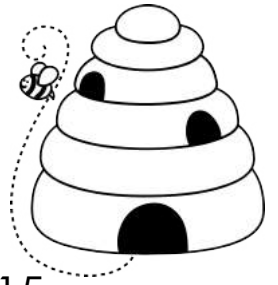
pod cod nod

4. What did Tod get?
_____.

^anod sod ^acod

Name: _____

Subitizing Mazes: Building Number Sense



Directions: Help the bee find her way to the hive.
Color all the spaces that have the value of 13, 14, or 15.









Start 							
							Finish

Name: _____

Addition to Ten

Directions: Count each set. Write how many.

Add and write the total. Draw the correct number in the piggy bank.

 <p>_____ + _____ = _____</p>	 <p>_____ + _____ = _____</p>
 <p>_____ + _____ = _____</p>	 <p>_____ + _____ = _____</p>
 <p>_____ + _____ = _____</p>	 <p>_____ + _____ = _____</p>
 <p>_____ + _____ = _____</p>	 <p>_____ + _____ = _____</p>

Name: _____

Missing Letters Set 1

Directions: Fill in the missing letter for each picture.
Write the word on the lines.




t o



m p



o p



h o



o p



t p

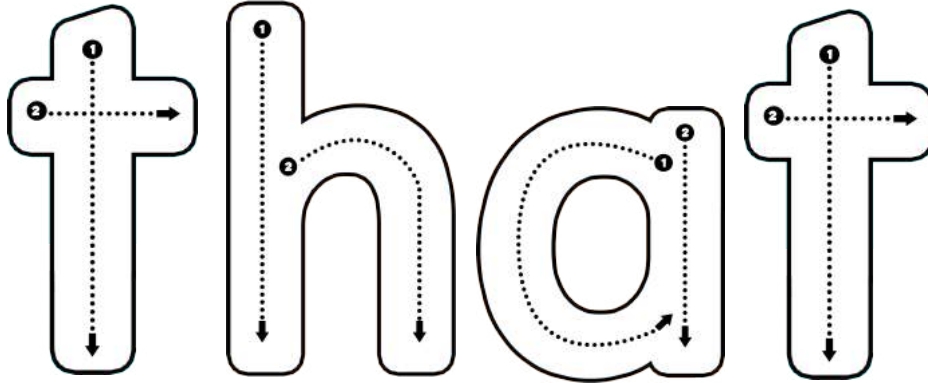
Name: _____



that

Sight Word Practice: that

Trace the letters with your finger. Trace the letters with a pencil.



Color the word **that**.

there	must	that	that
that	that	that	this
into	too	have	they

Cut and paste the word **that**.

--	--	--	--



Name: _____

I can Read it 3 times!



Phonics Reading Comprehension

Directions: Read the passage and answer the questions.



A Carrot for Bop

Bop is hungry. She pops her head out of her den. Hop, hop, hop. She hops to the garden. Bop sees a carrot. She pulls on the top. Out pops the carrot.

Look out, Bop! The farmer will stop you!

Hop, hop, hop. Bop hops to the shop. Don't drop your carrot!
She hides in a mop. The farmer doesn't see Bop.

Bop pops her head out. Hop, hop, hop. She hops to her den. Chop, chop, chop.
Eat your carrot, Bop.

1. What does Bop see in the garden?



2. What will the farmer do?



3. Where does Bop hide?






Name: _____


Subtraction to 10

Directions: Read the number sentence.

Cross out the fish that you need to subtract. Write the difference.




A.




$$6 - 3 =$$

B.




$$8 - 1 =$$

C.




$$3 - 2 =$$

D.




$$9 - 5 =$$

E.




$$5 - 4 =$$

F.




$$10 - 6 =$$

G.



$$7 - 1 =$$

H.



$$4 - 2 =$$

I.












$$2 - 0 =$$

Name: _____


Color by Shape: Cow

Directions: Use the color code to color the picture.


 circle	 oval	 rectangle	 triangle
 black	 pink	 brown	 white



How many did you color?









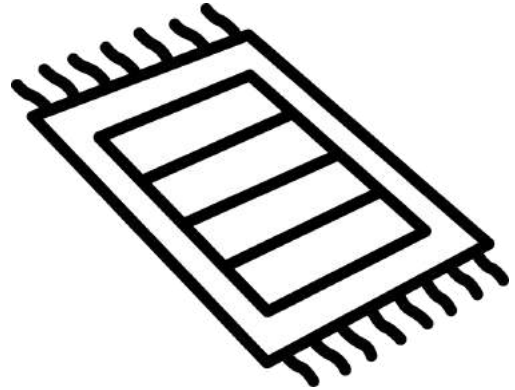
Name: _____

CVC Cut and Paste Set 2


Cut and paste the CVC words to match each picture.



--	--	--



--	--	--



--	--	--



--	--	--

j	u	g	r	u	g
b	u	g	h	u	g

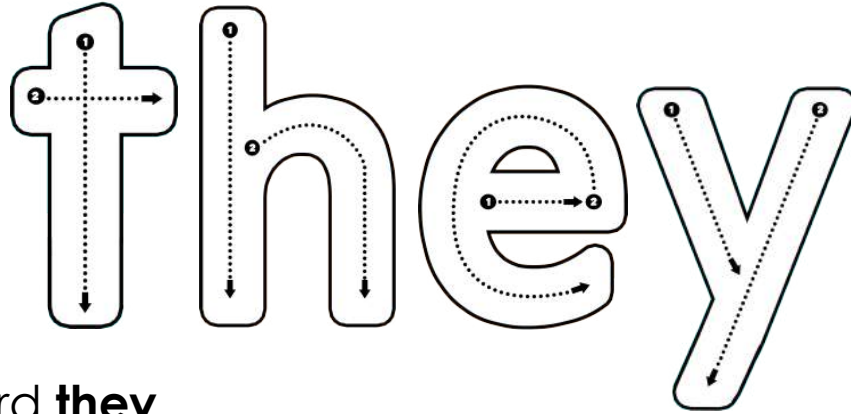
Name: _____



they

Sight Word Practice: they

Trace the letters with your finger. Trace the letters with a pencil.



Color the word **they**.

this	must	they	they
they	under	they	who
too	they	what	they

Cut and paste the word **they**.

--	--	--	--

t

e

h

y

Name: _____


I can Read it 3 times!



-ug

Phonics Reading Comprehension

Directions: Read the passage and answer the questions.



The Bug's New Home




Who dug this hole? The bug dug the hole.

"This is a good home for a me," says the bug.

The bug puts down his rug. He gives it a tug. He lugs in his jug. He sets out his his mug.

"This home is so snug," says the bug. The bug hugs his toy pug. It is a good home for a bug.

1. Who likes the hole? 

2. What does the bug put in his home? 

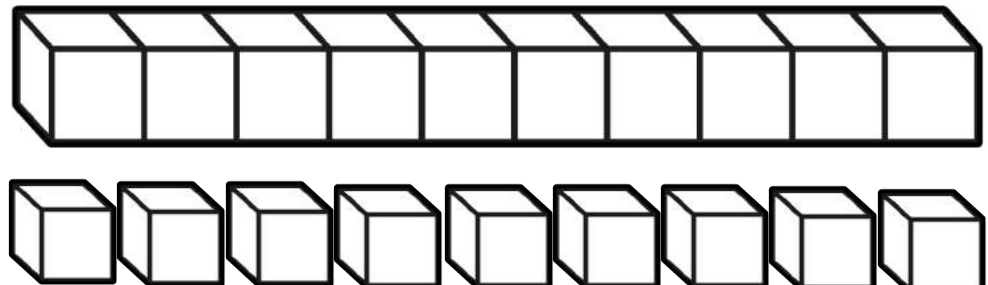
3. What does the bug give his toy pug? 

Name: _____

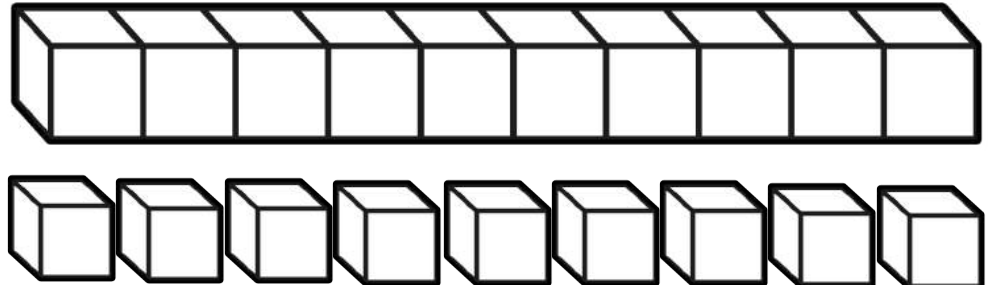
Place Value: Composing Numbers

Directions: Color the base ten blocks to show each number.

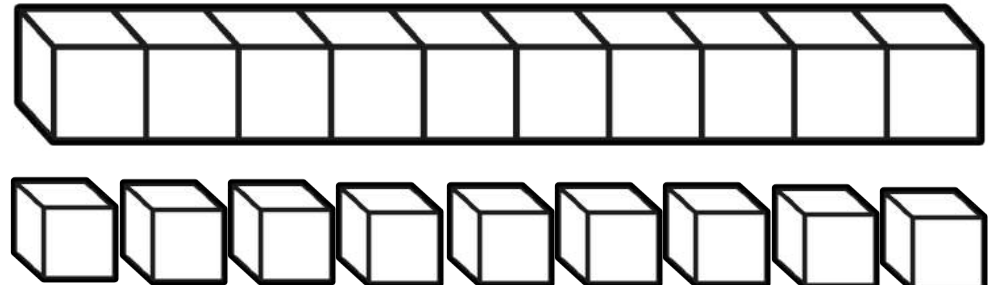
16



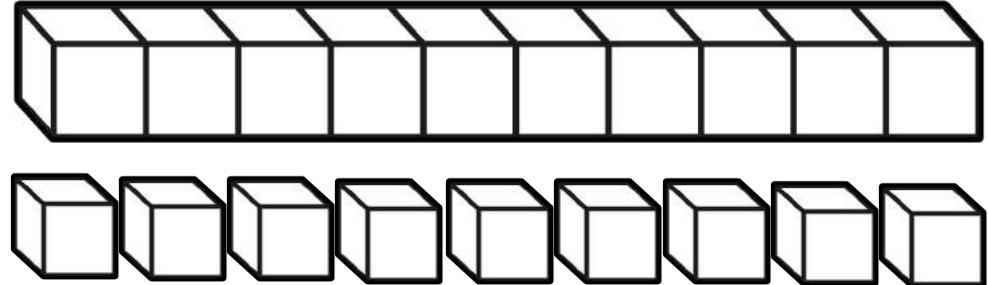
18



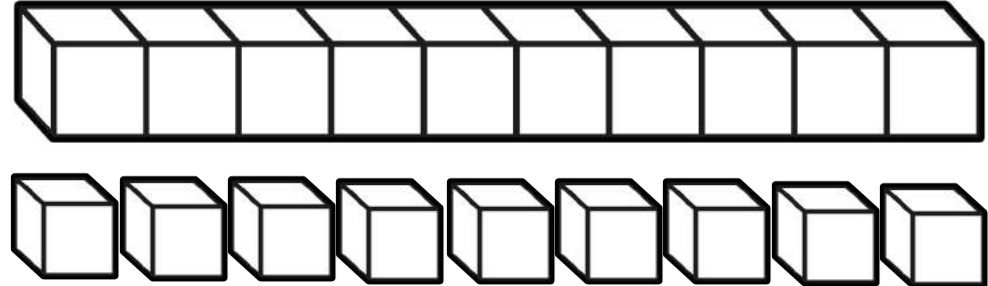
15



19




17



Name: _____

Addition: Count and Add Set 1

Directions: Add the number of items in each row.
Color the number that matches the total.



1

3
4
7

2

4
8
7

3

5
3
6

4

10
8
7

5

9
5
10

6

7
8
9

Name: _____

Missing Letters Set 1

Directions: Fill in the missing letter for each picture.
Write the word on the lines.



s a



b d



a d



d a



a d



p d


Name: _____

My Dog

Complete each sentence with the missing word(s).

This is my dog.

My dog is brown.



1. _____ is my dog.

2. This is _____ dog.

3. This is my _____.

4. My dog is _____.

5. _____ dog is brown.

6. This _____.

7. _____ dog _____.

Name: _____

I can Read it 3 times!



-ad

Phonics Reading Comprehension

Directions: Read the passage and answer the questions.



A Bad Cold

Ben was a nice lad. One day, his dad had a bad cold.

“Don’t be sad, Dad.” Ben said. “I will help you.”

He got out a hot pad and gave it to his dad. His dad had a nap. Soon his dad got up. His dad felt a tad better. Ben gave his dad a hug. Ben was such a good lad!

1. What did Ben’s dad have?



2. What did Ben give his dad?



3. How did Ben’s dad feel after his nap?



Name: _____

Color by the Code Set I


Directions: Use the color code to color the clocks.



















1:00



2:00




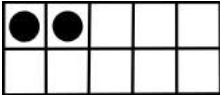
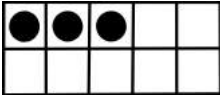


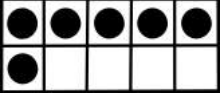

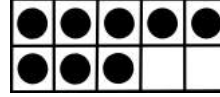












3:00



Name: _____

Ten Frames: Count to 20!

Directions: Use the ten frames to help you count from 1-20.
Write the number on the lines.

 _____ ----- _____	 _____ ----- _____	 _____ ----- _____	 _____ ----- _____	 _____ ----- _____
 _____ ----- _____	 _____ ----- _____	 _____ ----- _____	 _____ ----- _____	 _____ ----- _____
 _____ ----- _____	 _____ ----- _____	 _____ ----- _____	 _____ ----- _____	 _____ ----- _____
 _____ ----- _____	 _____ ----- _____	 _____ ----- _____	 _____ ----- _____	 _____ ----- _____

Name: _____


Fluency Practice Set I

Read the sentence. Color the picture to match.


It is a cap.




It is a map.




It is a gap.



It is a lap.



It is a tap.



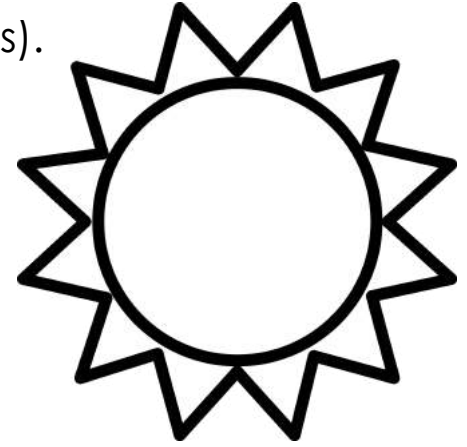
Name: _____

The Sun

Complete each sentence with the missing word(s).

I can see the sun.

The sun is big and yellow.



1. _____ can see the sun.

2. I can _____ the sun.

3. I can see _____.

4. The sun is _____ and _____.

5. _____ sun is big and yellow.

6. I can _____.

7. The sun is _____.

Name: _____

-un
Family

I Can Read Simple Stories!

Directions: Read the story. Highlight the -un family words.
Answer the questions. Write the correct word on the line.



Pam Has Fun

Pam wants to have fun.

She went for a run.

She likes to run in the hot sun.

After her run, Pam ate a bun.

Pam had a fun day.

1. Pam wanted to
have _____.

pun sun fun

2. What did she go
do? _____.

run pun nun

3. She likes to run in the
hot _____.

sun bun fun

4. After her run, she ate
a _____.

bun nun pun

Name: _____

Greater Than, Equal to, or Less Than?


Directions: Color the balloon that makes the number sentence true.

1 3 > 1 3 = 1 3 < 1	2 7 > 9 7 = 9 7 < 9	3 2 > 2 2 = 2 2 < 2	4 5 > 4 5 = 4 5 < 4
5 10 > 6 10 = 6 10 < 6	6 8 > 3 8 = 3 8 < 3	7 4 > 7 4 = 7 4 < 7	8 1 > 9 1 = 9 1 < 9
9 2 > 5 2 = 5 2 < 5	10 6 > 10 6 = 10 6 < 10	11 9 > 8 9 = 8 9 < 8	12 3 > 2 3 = 2 3 < 2


Name: _____

Addition Up to 10

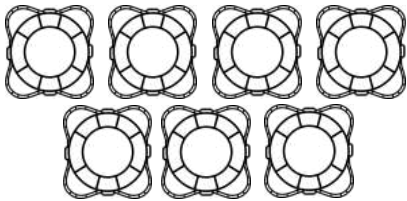
Directions: Count each set. Write how many. Cut and paste the sum.



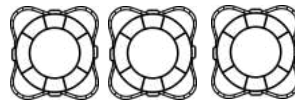
+



=



+




=




+



=




+



=



+



=

2

9

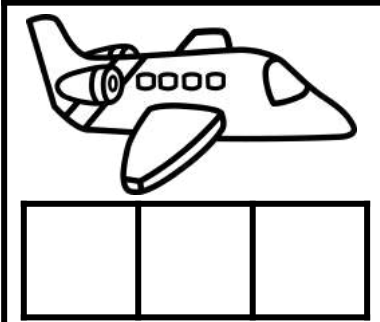

4

10


6

Name: _____

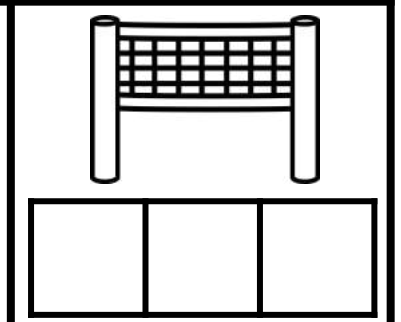
CVC Word Search




--	--	--




--	--	--




--	--	--




--	--	--



--	--	--



--	--	--



--	--	--

Word Bank

- get
- vet
- wet
- jet
- pet
- net
- met

n	a	v	e	t	n
n	e	t	g	i	g
f	e	n	e	d	w
m	b	i	t	n	e
e	p	e	t	d	t
t	f	b	j	e	t

Name: _____

My Pet

Complete each sentence with the missing word(s).

This is my pet.

My pet went to the vet.



1. _____ is my pet.

2. This is _____ pet.

3. This is my _____.

4. My pet _____ the vet.

5. _____ pet went to the vet.

6. This _____.

7. _____ pet _____ to _____ vet.

Name: _____

I can Read it 3 times!



Phonics Reading Comprehension

Directions: Read the passage and answer the questions.



A Pet for Jet



Jet sees a stray dog. The dog is all wet. "Let me pet you," says Jet. The dog will not let Jet pet it. Jet gets a net. "I will get that dog yet!" Jet gets the dog in the net. Jet takes the dog to the vet. "Can I keep it as my pet?"

The vet sets the dog on the table. The vet looks at the dog. "Okay, Jet. You can have it as your pet. You must take good care of this pet."

Jet says, "You bet!"

1. Who sees the stray dog? 

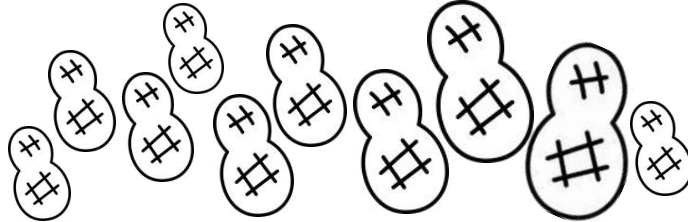
2. What does Jet use to get the stray dog? 

3. Where does Jet take the dog? 

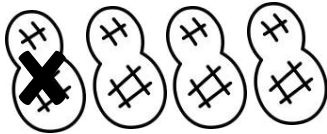
Name: _____

Subtraction to 10

Directions: Look at the pictures.
Write a number sentence that matches.

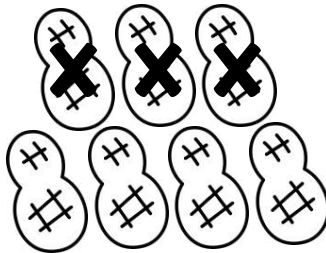


A.



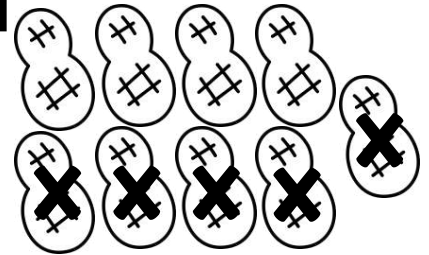
$$\square - \square = \square$$

B.




$$\square - \square = \square$$

C.



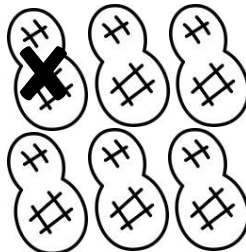
$$\square - \square = \square$$

D.




$$\square - \square = \square$$

E.



$$\square - \square = \square$$

F.



$$\square - \square = \square$$

G.




$$\square - \square = \square$$

H.



$$\square - \square = \square$$

I.



$$\square - \square = \square$$

Name: _____

Fire Safety: Sort, Classify and Count

Directions: Cut and paste to the correct column.

Safe

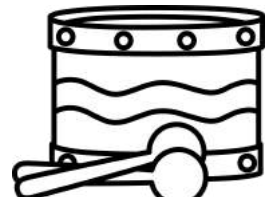
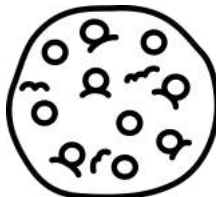
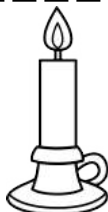
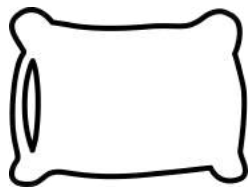



Not Safe



How many things are **SAFE** to touch?

How many things are **NOT** safe to touch?



Spin, Read, and Cover!

hut

nut

cut

hut

cut

hut

nut


cut

hut

cut

nut

nut




Name: _____

The Wet Dog

Complete each sentence with the missing word(s).

Look at that dog!

That dog is wet.



1. _____ at that dog!

2. Look at _____ dog!

3. Look at that _____!

4. That dog is _____.

5. _____ dog is wet.

6. That _____.

7. _____ dog _____.

Name: _____


I can Read it 3 times!



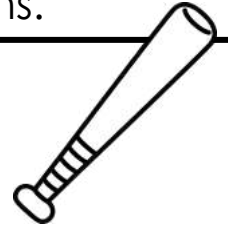
-at

Phonics Reading Comprehension

Directions: Read the passage and answer the questions.



Baseball Cat



Here comes Pat. Pat is a baseball cat.

It is his turn at bat. Pat tugs on his hat. He taps his bat.

Now Pat can bat. Here comes the baseball. Hit it, Pat!

Pat swings his bat. *Splat!* What was that? That was not a baseball. Pat hit an apple! You played a trick on Pat!

1. Who is Pat?



2. What does Pat do before he bats?



3. List 3 -at words from the passage.

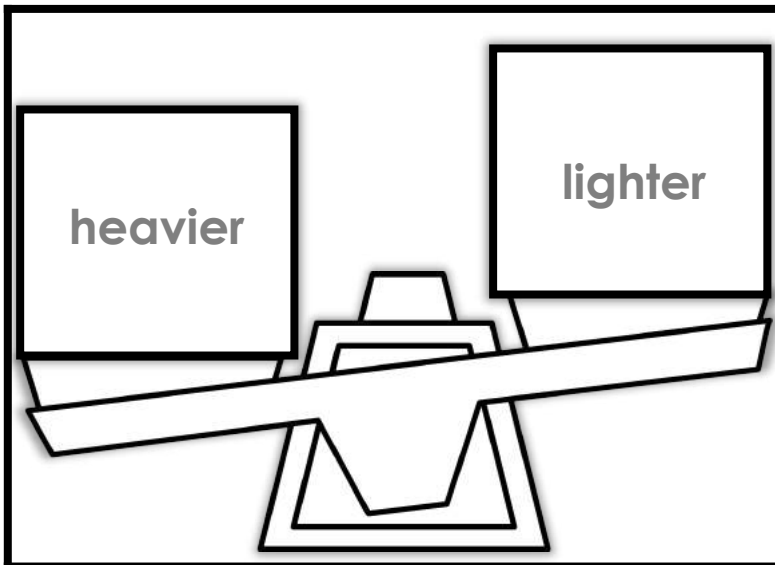
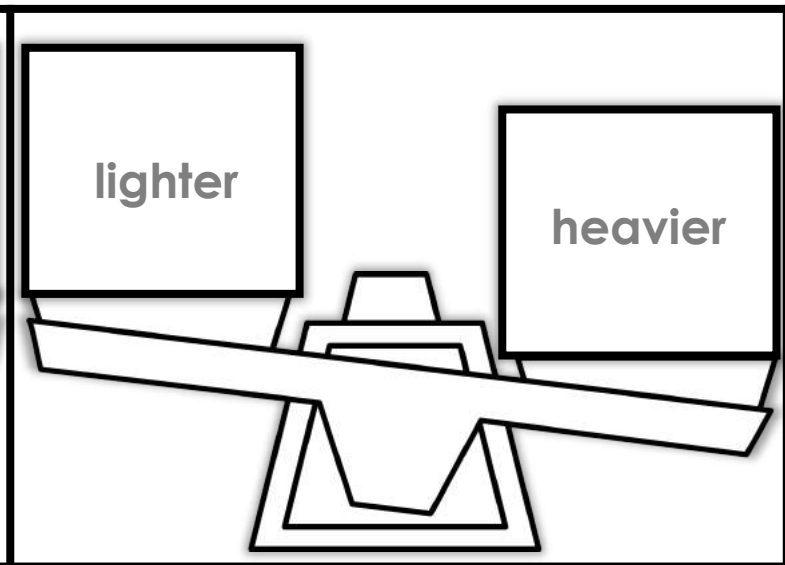
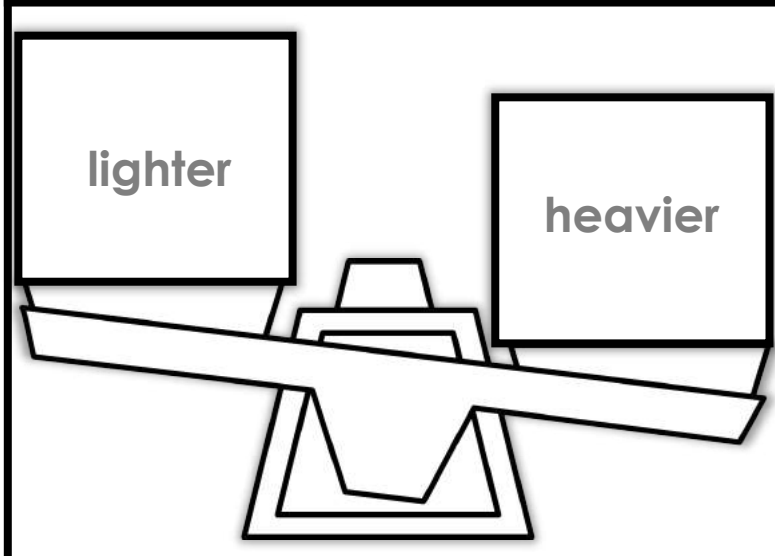
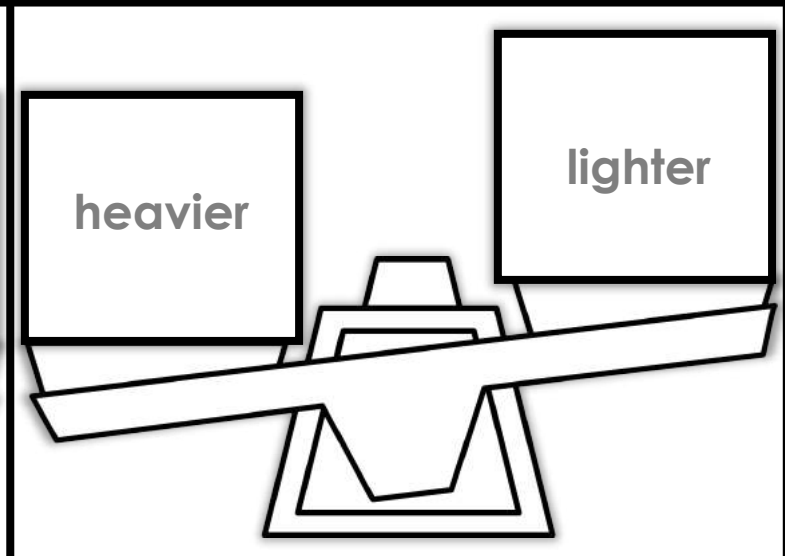



Name: _____

Measurement: Weights

Heavier and Lighter Set I

Directions: Cut out the objects. Compare two pictures.
Cut and paste to the scales.


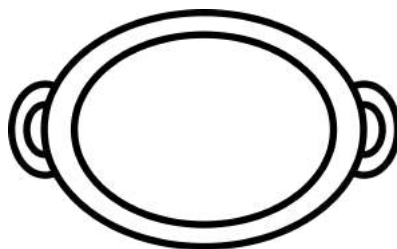

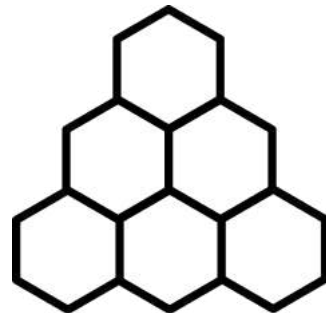
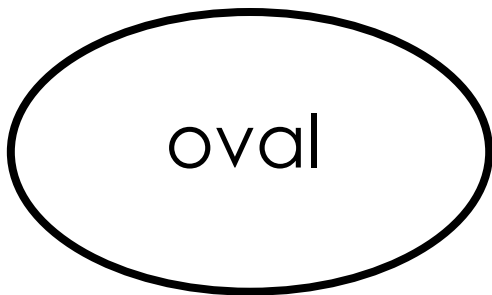




	
	



Name: _____

Sorting Shapes: Hexagons and Ovals

Directions: Cut and paste to the right box.



Name _____

-et family

Spin and Write

Directions: Read the sentences. Color the spinner pictures to match. Use a paperclip spinner to spin a word.

Write the word below.


☆ The dog was very wet.

☆ It was not a big jet.

☆ I can get it with a net.

☆ The sun started to set.

☆ She was a good vet.



vet

wet

jet

set

net


Name: _____

Two Men

Complete each sentence with the missing word(s).

There were two men.

They went on a run.



1. _____ were two men.

2. There were _____ men.

3. There were two _____.

4. There _____ two men.

5. _____ went on a run.

6. They _____ on a _____.

7. _____ went _____ a _____.

Name: _____


-ug
Family

I Can Read Simple Stories!

Directions: Read the story. Highlight the -ug family words.

Answer the questions. Write the correct word on the line.

The Bug



Tim has a funny bug.

The bug likes to hug Tim.

He also likes to sleep in a mug.

One day, the bug got stuck in a jug.

Tim dug the bug out of the jug.

1. Tim has a funny

_____.

jug

rug

bug

2. The bug likes to

_____.

hug

lug

tug

3. He likes to sleep in

_____.

a
jug

a
rug

a
mug

4. Tim dug the bug out
of the _____.

mug

jug

rug

Name: _____

I Can Count from 11-20

Directions: Cut and paste the numbers
in order from 11-20.



14

17

11

19

16

12

20

15


18

13


Name: _____

Subtract from 10


Directions: Write the difference. Cross out the juggling balls to help.

A


$$10 - 4 =$$

B


$$10 - 8 =$$

C


$$10 - 1 =$$

D


$$10 - 3 =$$

E


$$10 - 2 =$$

F


$$10 - 5 =$$

G

$$10 - 9 =$$

H

$$10 - 6 =$$




I

$$10 - 7 =$$

Name: _____

-op family

CVC Scoops: ABC Order



Directions: Cut and paste the scoops in ABC order. Write the words in ABC order on the lines.



1. _____

2. _____

3. _____

4. _____






5. _____


6. _____



Name: _____

Color by Sight Word

Color Key:	not = 	to = 
three = 	go = 	blue = 



Name _____


I Can Read it
3 times:



Read and Sequence: Who is on the Log?

Directions: Read the story.

Cut and paste the pictures to show the order of events.



Who is on the Log?

Can you see the big brown log?

The dog can jump on the log.

Can you see the funny hog on the log?

Come and see the red hen on the log!

Oh no! I see one big, big bug on the log!

The End

First,

1

Next,



2

Then,

3

Last

4



Kindergarten Home Learning

© Annie Moffatt @ The Moffatt Girls 2020

Terms of Use:

All rights reserved. Purchase of this item entitles the purchaser the right to reproduce the pages in limited quantities for classroom use only. Duplication for an entire school, an entire school system or commercial purposes is strictly forbidden without written permission from the author.

Copying any part of this product and placing it on the internet in any form (even a personal/classroom website) is strictly forbidden and is a violation of the Digital Millennium Copyright Act (DMCA). These items will be located by Google and traced back to the publishing site.

It is my sincere hope that you enjoy this product and find it helpful! If you have any questions regarding this product, please do not hesitate to contact me.

Annie Moffatt

themoffattgirls@gmail.com

Graphics and Fonts from the Following:

