

## Unit 15 - Roots & Shoots 4/6-4/9

Week 1 topic: I will learn about plants. I will learn what plants need to grow and the parts of a plant.

~ See letter regarding link to videos instead of DVD

Letter of the week: Pp—practice writing, mazes, think of words that start with the letter

Art: Draw and label parts of a plant, Look online if possible - find an art project to complete either related to plants or the letter Pp.

~Plants need . . . . . draw and fill in, (water and sun)

Reading/ELA: Read, Read, Read, please read to your child, read the books enclosed about spring

~practice recognizing letters, writing letters, writing your name

Math: Practice counting to 20, practice recognizing numbers, writing numbers, count by 10s to 100

~Simple addition—combine 2 different groups of objects to determine the total

### Structured Activities:

- ~ Fine Motor practice
- ~ Shapes - color by shape
- ~ Flower - color the number of petals

### Extra Activities:

- ~play a game as a family
- ~play the card game 'WAR' (take out face cards)



Parents ~

You can now watch our Curiosity Corner videos online. We will be sure to let you know through our Tuesday newsletters which Unit we are on. Here is the link:

<https://vimeo.com/channels/cchomelink>

If you would like to watch the videos in this format, and no longer need the DVD please let us know. We are happy to continue to provide the DVD if necessary.

Please let us know if you have any questions.

Mrs. Turner & Mrs. Jones

283-1016      283-1017



Estimados Padres~

Los videos de La Esquina de Curiosidad ya están disponibles en linea. En la carta del Martes estaremos mandando la información para informarle en cual unidad estamos. La pagina es:

<https://vimeo.com/channels/cchomelink>

Si prefiere mirar los videos de está manera, y prefiere que no mandemos el DVD por favor aganoslo saber. Continuaremos con el DVD si es necesario.

Por favor si tiene alguna pregunta no dude en preguntarnos.


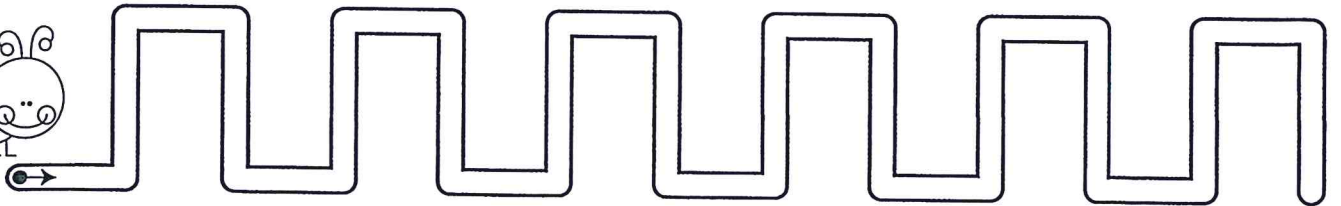






Mrs. Turner & Mrs .Jones



Name: \_\_\_\_\_

# Tracing Practice for Fine Motor Skills


Directions: Help each bug make it to the end of the page by carefully tracing the lines.





Name: \_\_\_\_\_

# Identifying Shapes I

Directions: Use the color code to color the shapes.







**Color in the number of petals to match the number  
on the flower**

Plants need \_\_\_\_\_ and \_\_\_\_\_.

t

u

s

v

r

w

m

x

q

k

j

g

e

p

l

i

h

f


o

d

z

y

n a



b



c

Name \_\_\_\_\_

# Fun at the Park

Color the path to the bottom of the ride.

