

**COMMUNICATION HOME PRACTICE**  
LEARNING LANGUAGE THROUGH PLAY  
Give your student plenty of opportunities to explore and play with language through play and games.  
25 WORDS TO LEARN  
These twenty-five words are words that your student may want, need, or use often.

**PRAGMATICS HOME PRACTICE**  
SELF-MONITORING STRATEGIES  
PRAGMATIC LANGUAGE OPPORTUNITIES  
Think about your using appropriate pragmatic skills while speaking.  
Below is a list of...

**FLUENCY HOME PRACTICE**  
FLUENCY STRATEGIES  
Use a slow rate of speech when talking. Allow yourself time to think of what you want to say before you say it.  
As you talk, monitor your...

**LANGUAGE HOME PRACTICE**  
READING ACTIVITIES  
Working on increasing the variety of your language skills.  
Almost any language skill can be addressed by reading books or listening to stories. Here are some things to do before, during or after reading to target language skills.  
Take a picture walk through the book before reading.



**ARTICULATION HOME PRACTICE**  
SELF-MONITORING STRATEGIES  
LEVELS OF DIFFICULTY  
If your student is becoming frustrated having a lot of difficulty using the conversation level, try moving to an easier level of difficulty, in order to build confidence.  
THINK  
ATTEMPT  
CORRECT  
Use a slow rate of speech.  
Color in the boxes of the activities after you complete them.  
SUN MON TUE WED THU

# SPEECH & LANGUAGE HOME PRACTICE

CREATED BY: DEANA KAHLBERG

# SPEECH AND LANGUAGE HOME PRACTICE

The following pages were created to be sent home with students to encourage home practice and/or carryover of speech and language skills. On each page I have included parent tips or information about the area of communication along with practice ideas/strategies. For the articulation practice I would recommend attaching one of the word lists with the student's specific speech sound. Also, the communication handout was created for student's who use limited language and/or alternative means of communication. I hope they are helpful!



# ARTICULATION HOME PRACTICE

## SELF-MONITORING STRATEGIES



**THINK**

Think about your speech sound(s) while speaking.



**ATTEMPT**

Attempt to use correct speech sound production while speaking.



**CORRECT**

Try to correct any mistakes or mis-articulations you make while speaking.



**SLOW RATE**

Use a slow rate of speech.

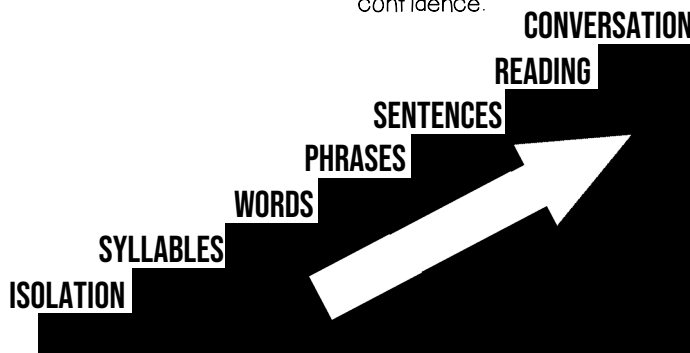


**CHECK-IN**

Check-in with your conversational partner. Did they understand what you were trying to say?

## LEVELS OF DIFFICULTY

If your student is becoming frustrated or having a lot of difficulty using their sound at the conversation level, try moving backwards to an easier level of difficulty, in order to build confidence.



## HOW CAN PARENTS HELP?

- Talk about your student's goals and/or targeted speech sound with them daily.
- Practice with your student everyday.
- Try to avoid pushing your student to frustration. If they are close to a correct production, praise them! Sometimes it's best to move on and come back to practice at another time.
- Understand that changing a student's speech patterns takes time and frequent reinforcement. It cannot be done through speech therapy alone.
- Practicing correct sound production is just as important as listening to correct sound production.. Model correct speech for your student.
- Refer to your child's IEP or therapist for specific speech sounds they're working with and/or goals they may have.

## ARTICULATION HOME PRACTICE ACTIVITIES

Color in the boxes of the activities after you complete them. Use your best articulation skills.

SUN	MON	TUE	WED	THU	FRI	SAT
Sound hunt! Find 5 items with your speech sound.	Play a board game. Use your best speech.	Say 10 words with your speech sound.	Make 10 sentences using words with your sound.	Eat dinner as a family. Use your best speech!	Play with a friend. Can they understand you?	Read a book. Make a list of words with your sound.
Say 10 words with your speech sound.	Sound hunt! Find 5 items with your speech sound.	Eat dinner as a family. Use your best speech!	Read a book. Make a list of words with your sound.	Play with a friend. Can they understand you?	Make 10 sentences using words with your sound.	Play a board game. Use your best speech.
Eat dinner as a family. Use your best speech!	Make 10 sentences using words with your sound.	Sound hunt! Find 5 items with your speech sound.	Play a card game. Use your best speech.	Sound hunt! Find 5 items with your speech sound.	Say 10 words with your speech sound.	Play with a friend. Can they understand you?

# WORD LIST

## P

INITIAL	MEDIAL	FINAL
pie	hippo	mop
pig	happy	tape
pen	apple	cap
pin	super	hop
pet	open	soap
pit	paper	top
paint	napkin	rope
point	teepee	sip
pants	copy	lamp
park	helpful	cup
past	dustpan	pipe
peach	sleeping	pop
pony	octopus	shop
pizza	teapot	ship
paper	napkin	stop
picnic	grasshopper	hoop
penny	zookeeper	sheep
pass	pumpkin	soup
paw	mopping	sweep
piano	dripping	trap

# WORD LIST

## B

INITIAL	MEDIAL	FINAL
bug	robot	cup
bee	cabin	cab
bed	robin	web
ball	rubber	rub
big	baby	sob
boom	cowboy	tube
boat	mailbox	crab
bus	marble	rib
bird	neighbor	jab
bat	ladybug	cob
bone	baseball	tub
bunny	rabbit	globe
bin	kickball	club
bean	football	cube
banana	alphabet	knob
button	cobweb	bib
bottle	goodbye	job
berry	about	crib
butter	above	grab
bicycle	habit	lab

# WORD LIST

# M

INITIAL	MEDIAL	FINAL
milk	lemon	ham
me	human	time
mine	woman	drum
mom	tomato	name
mitten	mummy	home
moon	summer	farm
men	diamond	flame
mad	pumpkin	broom
mess	farmer	mom
mouse	family	thumb
make	number	dream
math	timer	steam
may	famous	team
map	dreaming	gym
mail	drummer	dime
mud	chimney	comb
more	hamburger	swim
mouth	mammal	clam
mix	animal	scream
meet	lawnmower	room

# WORD LIST

# D

INITIAL	MEDIAL	FINAL
day	body	red
doll	idea	bed
dog	soda	head
dig	window	said
date	candy	hide
dice	cloudy	loud
do	ladder	mud
duck	spider	bread
deer	shadow	wide
drum	tornado	feed
dime	ready	read
dot	daddy	need
down	lady	kid
door	radio	ride
dish	hidden	good
desk	Thursday	add
does	birthday	bad
dinner	calendar	sand
doctor	band-aid	hand
donut	tadpole	food

# WORD LIST

## T

INITIAL	MEDIAL	FINAL
top	water	bat
two	butter	hat
time	potato	cat
table	doctor	nut
toad	guitar	but
taco	kitten	wet
toy	photos	get
tire	city	net
toe	little	yet
tool	better	goat
talk	button	boat
take	cotton	float
tub	hotel	coat
tall	rotten	bite
team	eighteen	fruit
towel	motel	light
turtle	mitten	eat
tongue	valentine	late
tiger	lunchtime	white
toast	Santa Claus	not

# WORD LIST

## K

INITIAL	MEDIAL	FINAL
cat	acorn	lake
cut	taco	sick
coat	soccer	sock
kick	rocket	sack
cow	vacuum	duck
cake	chicken	dock
corn	sneaker	milk
cop	jacket	book
cool	donkey	hook
cave	biking	look
kite	pocket	cook
car	raincoat	chick
coin	bacon	stick
key	napkin	walk
can	uncle	pack
cone	turkey	back
cold	baking	lock
cart	weekend	bike
card	checkers	rock
color	looking	leak

# WORD LIST

## G

INITIAL	MEDIAL	FINAL
gum	dragon	bug
give	eagle	hug
go	foggy	dug
got	magnify	rug
gold	tiger	dig
goat	luggage	dog
gas	jogging	mug
game	magnet	log
girl	alligator	wag
golf	wagon	bag
gone	yoga	pig
guy	bigger	big
good	doggy	egg
goal	juggle	leg
gift	dugout	beg
gate	sugar	tag
goose	tugboat	fig
guess	cougar	wig
gulp	again	twig
garbage	magazine	frog

# WORD LIST

## F

INITIAL	MEDIAL	FINAL
fat	muffin	off
feet	trophy	golf
fox	gopher	loaf
feel	traffic	leaf
fish	coffee	wolf
fire	campfire	shelf
farm	dolphin	hoof
phone	headphones	knife
fence	waffle	chef
food	office	stuff
fork	taffy	roof
five	sofa	safe
fur	playful	cuff
fin	napkin	elf
fan	alphabet	giraffe
fast	buffalo	tough
face	infant	half
finger	breakfast	wife
forest	golfer	laugh
feather	goldfish	calf

# WORD LIST

## V

INITIAL	MEDIAL	FINAL
van	clover	cave
vase	seven	cove
vest	travel	gave
view	river	give
valley	beaver	five
vet	over	alive
vine	diver	love
visit	envelope	save
vote	eleven	leave
voice	heavy	olive
vault	driver	sleeve
video	shiver	above
vent	carnival	move
vanilla	mover	drive
volcano	even	dove
vegetables	gravy	brave
violet	level	glove
vacuum	cover	stove
vampire	shaving	forgive
village	driveway	wave

# WORD LIST

## S

INITIAL	MEDIAL	FINAL
sand	pencil	bus
sun	whistle	gas
so	dinosaur	dice
soap	bicycle	mice
sign	glasses	mouse
sock	castle	purse
city	baseball	house
sour	medicine	ice
sock	eraser	face
sick	insect	yes
salt	listen	pass
soft	fossil	nice
sad	messy	lips
seed	popsicle	race
save	policeman	face
safe	racing	miss
sorry	passing	juice
said	muscle	glass
see	grasshopper	horse
seat	dancer	class



# WORD LIST

## Z

INITIAL	MEDIAL	FINAL
zoo	puzzle	nose
zap	lizard	cheese
zip	desert	dogs
zoom	daisy	keys
zero	wizard	hose
Z	pretzel	buzz
Zack	pizza	bugs
Zeus	music	flowers
zig	fuzzy	rose
zag	scissors	tease
zombie	razor	legs
zipper	laser	sneeze
zebra	dozen	bees
zookeeper	lazy	boys
zinc	noisy	please
zinnia	cousin	freeze
zip code	blizzard	cookies
zone	poison	prize
zillion	freezer	bananas
zany	busy	pigs

# WORD LIST

## J

INITIAL	MEDIAL	FINAL
joy	soldier	page
jog	oranges	huge
jump	surgeon	stage
joke	pajamas	fridge
jam	magic	orange
jelly	pages	package
jacks	educator	judge
juggle	gingerbread	ridge
job	cages	edge
jet	major	cage
just	project	age
jaw	subject	college
jeans	edges	wage
juice	apologize	image
jungle	reject	garbage
journal	oxygen	postage
jar	manager	storage
germs	imagine	fudge
joke	pigeon	bridge
giant	object	cabbage

# WORD LIST

## N

INITIAL	MEDIAL	FINAL
---------	--------	-------

nail	bunny	bun
nap	honey	fun
no	pony	done
note	rainy	coin
nest	banana	cone
new	dinosaur	sun
noise	rainbow	run
knife	donut	moon
know	planet	tune
neck	any	lawn
name	many	fawn
nice	canoe	phone
not	honor	train
nose	animal	plane
none	manner	green
nine	running	mean
night	funny	can
need	peanut	fan
knock	sunglasses	man
nurse	dinner	gone

# WORD LIST

## Y

INITIAL	MEDIAL
---------	--------

yell	yo-yo
yes	royal
yawn	loyal
yarn	W
you	reuse
yolk	New York
yam	new year
yard	onion
yellow	crayon
yogurt	canyon
yum	stallion
yet	million
yowl	medallion
your	lawyer
young	lawyer
use	lanyard
year	spaniel
youth	costume
yin	reused
yang	royalty

# WORD LIST

## H

### INITIAL

ham

hat

hug

hop

hip

hurt

hook

house

heart

hand

happy

horse

hard

hill

high

hike

whole

head

help

have

### MEDIAL

birdhouse

groundhog

Ohio

grasshopper

behavior

redhead

unhappy

seahorse

forehead

uphill

fishhook

beehive

reheat

pothole

rehearsal

playhouse

lighthouse

downhill

doghouse

buttonhole

# WORD LIST

## W

### INITIAL

one

we

wait

want

will

walk

wave

was

week

wish

web

wash

worm

world

work

wolf

wing

wall

warm

weed

# WORD LIST

## L

INITIAL	MEDIAL	FINAL
let	holly	tool
lake	salad	mall
look	toilet	mail
lock	bully	fall
like	pillow	ball
love	lollipop	call
lion	island	doll
land	police	school
light	color	smell
listen	wallet	pool
late	silly	owl
less	jelly	towel
long	elbow	hole
little	eleven	wall
leaf	belly	spell
log	olive	tall
leg	elephant	shell
lunch	envelope	bell
lamp	pilot	tale
luck	dollar	hill

# WORD LIST

## R

INITIAL	MEDIAL	FINAL
red	carrot	car
rat	bird	star
rug	horse	bar
rose	shirt	hair
rain	fork	chair
run	card	stare
ring	worm	dollar
rock	turtle	feather
rob	fairy	doctor
rub	giraffe	pear
radio	nurse	tear
rag	syrup	ear
rake	party	deer
rich	earth	bear
ran	barn	four
write	corn	tire
rabbit	camera	wire
race	scissors	fire
read	pirate	beaver
rip	lizard	letter

# WORD LIST

## SH

INITIAL	MEDIAL	FINAL
shoe	lotion	cash
ship	tissue	wash
shell	ocean	fish
shine	machine	wish
shovel	mushroom	dish
shock	sunshine	bush
shop	cushion	push
sheep	addition	leash
she	milkshake	trash
chef	flashlight	rush
shark	bushes	rash
sugar	dishes	mash
short	directions	fresh
shake	fishing	smash
shave	toothbrush	flash
shadow	pet shop	splash
shy	eruption	finish
sharp	polishing	crash
shape	musician	flush
shut	dishrag	polish

# WORD LIST

## CH

INITIAL	MEDIAL	FINAL
cheese	inches	catch
chair	kitchen	fetch
chip	ketchup	reach
chick	hatching	beach
chuck	crutches	patch
check	touchdown	bench
chalk	pitcher	couch
child	teacher	pouch
cherry	witches	touch
chin	furniture	march
chew	peaches	watch
cheer	bleachers	lunch
chest	keychain	hatch
chop	grandchild	coach
chore	inchworm	switch
choose	lunchbox	branch
chill	beach ball	stretch
cheetah	temperature	witch
checkers	marching	pitch
chocolate	statue	wrench

# WORD LIST

**TH**

VOICED

**INITIAL****MEDIAL****FINAL**

the	weather	bathe
they	father	loathe
them	brother	seethe
these	feather	breathe
than	rather	scathe
that	leather	teethe
this	gather	hath
those	either	lathe
thee	mother	clothe
though	flashlight	
their	other	
they're	worthy	
themselves	smoothest	
therefore	bathing	
thy	together	
thou	clothing	
therein	weatherman	
they'd	soothing	
they'll	lather	
they've	rather	

# WORD LIST

**TH**

VOICELESS

**INITIAL****MEDIAL****FINAL**

thorn	panther	math
thief	healthy	moth
thaw	wealthy	path
thing	bathtub	bath
thousand	marathon	ninth
thunder	toothpaste	booth
thick	truthful	cloth
thin	athlete	fifth
think	python	teeth
three	birthday	earth
thumb	something	mouth
thirty	pathway	youth
thread	toothpick	north
thermos	bathrobe	south
theater	pathway	oath
thimble	toothache	tenth
thirsty	toothbrush	breath
thirteen	bathrobe	teeth
thought	cathedral	oath
thigh	earthquake	both

# WORD LIST

# L

BLENDS

**BL CL GL FL PL SL**

blue	clap	glow	fly	plug	slip
black	club	glue	flat	play	slide
blew	cloud	globe	flip	plus	sleep
blink	clam	glitter	flop	place	slug
block	close	glove	float	plant	slam
blank	claw	glum	flute	place	sled
blush	clock	gloss	flick	pluck	slime
blob	clap	glad	floss	planet	slim
blip	close	glare	flower	plow	slow
blab	clothes	gleam	Florida	pliers	slap
blame	click	glee	flab	plum	slush
blind	cliff	gloat	flame	plate	slack
blood	clean	gloom	flat	plain	slit
bloom	clerk	glory	flash	plunge	slab
blouse	clear	glossy	flea	plumb	slant
blur	climb	glide	flu	plus	sleek
blurt	closet	glance	flow	Pluto	slope
blend	clown	gland	flood	platter	slump
bleach	clue	glisten	floor	plan	sloth
blade	class	glen	flake	plot	slash

# WORD LIST

# S

BLENDS

**SP SK ST SN SM SW**

space	skin	stop	snack	smart	swan
spare	skip	stair	snail	small	sweet
speech	skirt	star	snake	smack	swam
spoon	sky	step	snap	smash	sway
spout	skunk	stem	snare	smear	sweat
spy	skill	stone	sneak	smell	sweep
spot	skid	story	snip	smile	swell
spill	ski	stage	snob	smock	swept
spice	skim	stamp	snore	smog	swift
spin	skull	staple	snow	smoke	swine
spoil	sketch	stale	snort	smoky	swing
speak	skate	stay	snug	smooth	swirl
spade	skinny	steam	snub	smite	swish
spark	skillet	stick	snooze	smother	switch
spoke	scout	stir	sneeze	smuggle	swollen
spend	scrap	study	sneer	smashing	swoop
speed	scrape	stew	snatch	smiling	swore
spell	scale	stare	snarl	smelled	swap
spider	scab	state	sniff	smiled	swamp
sport	scare	stand	snot	smacks	sword

# WORD LIST

# R

BLEND S

DR	GR	KR	BR	PR	TR
drab	grab	crab	brain	pray	trace
drain	grace	crack	brag	proud	track
drag	grain	craft	bring	print	trade
draft	grand	crane	brace	prize	trail
draw	grape	crash	brake	praise	train
dried	grass	crate	branch	prefix	trait
drift	gravy	crawl	brave	prefer	trap
drip	gray	create	bread	press	trash
drop	green	creek	break	price	tray
drown	great	crew	breath	pride	travel
dry	greet	creep	brick	prince	tree
drink	grill	crisp	bridge	pretty	treat
drive	grow	crow	broke	proud	try
drum	group	cross	brush	prince	trick
dress	grasp	crock	breeze	pry	trial
dream	grade	crazy	bride	prance	trip
draws	ground	crayon	bright	present	trim
drill	grief	cradle	brad	prevent	trophy
drank	greed	cry	bran	pretend	tread
drama	grease	crush	brat	prepare	trouble

# WORD LIST

# R


VOCALIC

AR	ER	OR	AIR	EAR	IRE
arm	verb	corn	arrow	ear	choir
star	ladder	acorn	parrot	deer	mire
jar	heard	born	carrot	cereal	dire
far	perch	horn	diary	spear	fire
car	other	torn	pear	mirror	liar
bar	father	worn	hair	pier	flier
card	later	cork	stair	hear	pliers
park	bitter	fork	air	fear	dryer
bark	her	pork	fairy	sear	hire
yard	butter	dorm	cherry	clear	wire
hard	bigger	form	square	zero	briar
tar	waiter	storm	parent	cheer	admire
scar	water	bore	hare	beard	Ireland
par	skater	chore	stare	here	buyer
ajar	sister	snore	berry	near	sire
guitar	bother	swore	bear	earmuff	iron
spar	barber	porch	fair	gear	tired
mar	person	torch	fare	jeer	hired
costar	dirt	scorch	tear	hero	wired
jaguar	learn	sworn	mare	weird	vampire



# LANGUAGE HOME PRACTICE

Working on your child's language skills everyday, in natural settings is the best way to improve! Below are some tips, activities and information about increasing language skills.



## READING ACTIVITIES

Almost any language skill can be addressed by reading books or listening to stories. Here are some things to do before, during or after reading to target language skills.

- Take a picture walk through the book before reading. Talk about the pictures and makes guesses on what will happen in the story.
- Name or identify pictures in the book.
- Talk about the story as you read. What do you think will happen next? What does this story remind you of?
- Find words from the story you don't understand. Use the context clues to help find the meaning.
- Compare and contrast the characters in the story.
- Answer questions about the story after reading. Where did the story take place? What was the problem? Who were the characters? How was the problem solved? What do you think will happen next?
- After reading, have your child sequence the story. Tell what happened first, next, then and last.

## AREAS OF LANGUAGE

Working on increasing language skills may include a variety of areas. Below are the various areas your child may need to improve.



### EXPRESSIVE LANGUAGE

How language is used; communicating your wants, needs and/or ideas



### RECEPTIVE LANGUAGE

How language is understood; the ability to understand words and language



### PRAGMATIC LANGUAGE

Using and understanding language in social situations

## LANGUAGE HOME PRACTICE ACTIVITIES

Color in the boxes of the activities after you complete them. Use your best articulation skills.

SUN	MON	TUE	WED	THU	FRI	SAT
How are a cat and a dog alike and/or different?	Use this word in a sentence: mice	Name five things that are scary.	Give two meanings for the word "saw".	Read a book. Tell the beginning, middle and end.	Name three fruits.	Describe an apple.
Read a book. Tell the beginning, middle and end.	Name three vehicles.	How are a boat and a truck alike and/or different?	Use this word in a sentence: drank.	Name five things that are stinky.	Describe a dog.	Give two meanings for the word "park".
Use this word in a sentence: men.	Name five things that are huge.	Give two meanings for the word "star".	Describe a tree.	How are a shirt and shoes alike and/or different?	Read a book. Tell the beginning, middle and end.	Name three animals.

# FLUENCY HOME PRACTICE

What is stuttering? Stuttering occurs when a person says a sound or word more than once or has difficulty getting speech to come out. All people have disfluent speech to some degree. Please be aware that there is no cure for stuttering, but strategies can be taught to help the speaker compensate or modify their speech to become more fluent.

## FLUENCY STRATEGIES



**SLOW RATE**

Use a slow rate of speech when talking. Allow yourself time to think of what you want to say before you say it.



**EASY ONSET**

Begin your word or sentence slowly and easily.



**LIGHT CONTACT**

Try your best to make light contact or touches with your lips, tongue or teeth.




**STRETCHY SPEECH**

Stretch the beginning sound of the phrase or sentence.



**CANCELLATION**

After you finish a stutter, stop and take a breath. Then, begin again.




**PULL-OUT**

During a stutter, stop and take a breath. Then, begin again.


## STUTTERING AWARENESS

As you talk, monitor your speech. Which of the following best describes your speech?



**SMOOTH SPEECH**

My speech is smooth with the right number of breaths, pauses and sounds.



**BUMPY SPEECH**

My speech has starts and stops. Sometimes I have trouble getting my words out.



**STOPPED SPEECH**

I can't get my speech out. I know what I want to say but it is stopped.

## FLUENCY HOME PRACTICE ACTIVITIES

Color in the boxes of the activities after you complete them. Use your fluency strategies.

SUN	MON	TUE	WED	THU	FRI	SAT
Play a board game.	Read a book aloud to a partner.	Practice the slow rate strategy.	Talk about your favorite food.	How do you feel about your speech today? Tell someone.	Practice smooth, easy speech at dinner time.	Call a friend or family member on the phone.
Practice the easy onset strategy.	Talk about your favorite TV show.	Practice smooth, easy speech at lunchtime.	Read a book aloud to a partner.	Play a card game.	Practice the stretchy speech strategy.	Play a board game.
Read a book aloud to a partner.	Call a friend or family member on the phone.	Play a card game.	Tell someone about your favorite video game.	Practice the light contact strategy.	How do you feel about your speech today? Tell someone.	Talk about your favorite animal.

# PRAGMATICS HOME PRACTICE

## SELF-MONITORING STRATEGIES PRAGMATIC LANGUAGE OPPORTUNITIES



**THINK**

Think about your using appropriate pragmatic skills while interacting with others.



**ATTEMPT**

Attempt to use using appropriate pragmatic skills while interacting with others.



**CORRECT**

Try to correct any mistake or inappropriate behaviors you make while interacting with others



**CHECK-IN**

Check-in with your conversational partner. Did you listen to them and respond appropriately?

Remember: Not everyone reacts to a situation in the same way or has the same reaction in every setting. Discuss times you would use formal pragmatic skills (ex. shaking hands, polite forms) and times you would use informal pragmatic skills (Ex. high fives, casual greetings)

Below is a list of situations or activities where you can practice or discuss appropriate pragmatic language skills.

- SCHOOL
- MEAL TIMES
- GROCERY SHOPPING
- RESTAURANTS
- TEAM SPORTS
- VISITING FAMILY
- RIDING IN THE CAR
- PLAYING WITH FRIENDS
- BEDTIME
- ARCADE/BOWLING

## PRAGMATICS HOME PRACTICE ACTIVITIES

Color in the boxes of the activities after you complete them. Can you use or answer with appropriate skills?

SUN	MON	TUE	WED	THU	FRI	SAT
Practice a greeting.	Talk with a friend. Can you stay on topic?	Play a board game.	Your friend won't sit with you. What do you do?	When is an appropriate time to say "please"?	Discuss how to handle situations that make you angry.	You don't want to do a math assignment. What do you do?
Practice a farewell.	You forgot your homework. What do you do?	When is an appropriate time to say "thank you"?	Discuss how to handle situations that make you sad.	Play a card game.	Talk with a friend. Can you stay on topic?	Ask a friend about their day.
Practice taking-turns.	Discuss why using manners is important.	Ask a friend about their favorite animal.	Talk with a friend. Can you stay on topic?	When is an appropriate time to say "sorry"?	Discuss how to handle situations that make you upset.	Play a board game.

## HOW CAN PARENTS HELP?

- Talk to your student about appropriate vs. inappropriate behavior.
- Model a variety of good pragmatic skills to your student such as greetings/farewells, taking-turns, staying on topic, completing non-preferred tasks, etc.
- Talk to your student about problem-solving in social situations.
- Practice pragmatic skills in a variety of settings; home, school, around town.
- Praise your child for appropriate behavior and/or use of pragmatic skills. Ex "I like how you said hello today!"

# COMMUNICATION HOME PRACTICE

## LEARNING LANGUAGE THROUGH PLAY

Give your student plenty of opportunities to explore and play with toys and books.



**PLAYDOUGH**

Encourage requesting for “more” playdough, putting it “on” or taking it “off”, taking turns and building.




**TOY CARS**

Practice the words “stop” and “go”, and requesting a different car using “want”.



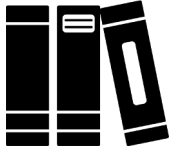
**BUBBLES**

Practice making requests for “more bubbles”, “open” to open the bottle and “all done” when finished.



**PEG PUZZLES**

Practice requesting puzzle pieces using “want”, and identifying or naming the pictures on the puzzle.



**BOOKS**

Practice naming or identifying pictures in the books, attending to the story and answering simple questions about the book.

## 25 WORDS TO LEARN

These twenty-five words are commonly used to share wants, needs or ideas. Model them verbally or using your child’s chosen method of communication.

like    want    no    go    get  
 look    turn    make    more    help  
 you    me    stop    on    open  
 off    up    down    done    play

## ALTERNATIVE TIPS

Students who use limited language may use alternative means to communicate. This may include picture boards, aided language mats, picture cards or electronic devices. Here are some tips when working with an alternative means of communication:

- start small, chose a communication event to begin (Ex. requesting a favorite toy)
- be consistent, use the chosen communication method in a variety of settings
- it may take some trial and error before a good routine is established
- remember progress is progress, no matter how small!

## COMMUNICATION HOME PRACTICE ACTIVITIES

Color in the boxes of the activities after you complete them. Adjust the activity based on your child’s abilities.

SUN	MON	TUE	WED	THU	FRI	SAT
Practice a greeting.	Draw a picture! Can you name the items you drew?	Read a book. Can you name five pictures in the book?	Choose one: <input type="checkbox"/> playdough <input type="checkbox"/> blocks <input type="checkbox"/> toy cars <input type="checkbox"/> bubbles	Play a game as a family.	Increase use of the word: go	Eat dinner together. Talk about the day and practice manners.
Practice make requests.	Play a game as a family.	Increase use of the word: want	Practice farewells.	Eat dinner together. Talk about the day and practice manners.	Read a book. Can you identify five pictures in the book?	Choose one: <input type="checkbox"/> playdough <input type="checkbox"/> blocks <input type="checkbox"/> toy cars <input type="checkbox"/> bubbles
Practice taking-turns.	Choose one: <input type="checkbox"/> playdough <input type="checkbox"/> blocks <input type="checkbox"/> toy cars <input type="checkbox"/> bubbles	Eat dinner together. Talk about the day and practice manners.	Play a game as a family.	Increase use of the word: like	Practice making requests.	Practice a greeting.

# TERMS OF USE

PRIMARY  
PUNCH!

- This pack is only editable in the event of an error. If you find an error please let me know via the TPT question form or through e-mail and I will correct it ASAP.
- All pages in this packet are copyrighted. You may not create anything to sell or share based on this packet.
- This packet is for one teacher/clinician use only. Do not share with colleagues. If they like the packet, please send them to my TPT store. Please do NOT post this packet on online sharing websites or school websites. Thank you for helping to protect my work.
- You are permitted to share the cover image of this packet on your blog or via social media as long as you link back to my blog or the product link on TPT.

Thank you so much for your download! I truly appreciate your business and I hope it is helpful with your students. If you have any questions or concerns, please feel free to contact me through

TPT or e-mail at [deana.kahlenberg@gmail.com](mailto:deana.kahlenberg@gmail.com).

## CREDITS

Icons made by [smalllikeart](https://www.flaticon.com/authors/smalllikeart) from [www.flaticon.com](https://www.flaticon.com/)

Icons made by [Freepik](https://www.flaticon.com/authors/freepik) from [www.flaticon.com](https://www.flaticon.com/)



\*Please note that speech and language therapy should only be conducted with or as advised by a licensed speech-language pathologist.\*