








Name _____

Guess My Weight

Which animal in each pair weighs more?




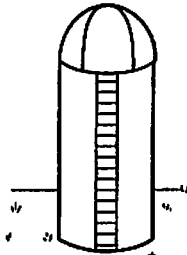
 Color it.











Name _____


Farm Features

 Color.  Cut. Sort.  Glue.

<p style="text-align: center;">Vehicles</p> 	<p style="text-align: center;">Animals</p> 
<p style="text-align: center;">Food</p> 	<p style="text-align: center;">Buildings</p> 

©The Education Center, Inc. • Teacher's Helper® • TEC45006 • April/May 2003



Farm Chores

Listen and do.

Name _____ The farm: following directions

How To Use This Sheet

1. Discuss with the children the hard work that it takes to run a farm. Emphasize the long hours and physical demands of working in the heat and cold, the constant task of feeding and maintaining animals, and the high cost of buying farm machinery. Ask the children if they would like to get up an hour earlier each morning to feed chickens or milk cows. Relate that it takes many hands to run a farm. Direct the students to look at this page, listen to the story, and follow the directions. Then read aloud the following:

Mornings are very busy on the Samuels farm. Everybody rises as the sun comes up and gets to work on their chores.

Billy Samuels feeds corn to the hungry ducks. Then the ducks go down to the pond for a swim. Find the ducks and count them. Write the numeral above the ducks with your black crayon.

Billy's dad picks fresh corn to take to the market. By suppertime it will probably be on someone's plate! Find Billy's dad and the baskets of corn he has picked. Color the corn yellow.

Billy's big brother milks the cows using a special machine. The cows can eat hay while they are milked. Find the brother and the cow. Make brown spots on the cow.

Billy's uncle tills the fields with the tractor. He wants to get his work done before the day gets too hot. Find Billy's uncle. Draw a green circle around the tractor.



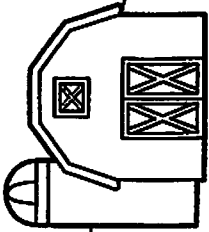
Billy's sister pulls carrots. Dad will take them to the market with the corn. Find his sister and the carrots. Color his sister's jeans blue. Color the carrots that she pulled orange.

Billy's mother is feeding the pigs. Mother takes water from the big barrel beside their pen and makes a mud puddle for them. The pigs lie in the mud and stay cool all day. Find Mother and the pigs. Color them red. Find the water barrel. Color it blue to show that it is full of water.

Billy's little brother collects eggs from the chickens. Mother will use the eggs to bake a cake for dinner. Find his brother and the chickens. Draw a purple box around them.



Count all of the people working on the farm this morning. How many did you count? Which job would you like to do?

Peep, Peep, Peep!



©The Mailbox

Note to the teacher: Give a child a copy of the page. Then have him clip a pencil eraser in yellow paint and make prints (grain) along the lines for the chicks to follow to get to their mothers.



A Big Barn



Trace.

Name _____


Name _____

Spring
Counting sets

Spring Farm




Count.  Write the number.




_____ COWS

_____ butterflies




_____ barn


_____ horses




_____ pigs




_____ ducks



_____ chicks



_____ flowers




_____ lambs

Name _____

Opposites on the Farm

Listen and do.



©The Noddy



Listen and Do: 1. Point to the chicken above the barn. Now point to the chicken below the barn. 2. Point to the sheep inside the barn. Now point to the sheep outside the barn. 3. Point to the tall tree. Now point to the short tree. 4. Point to the clean pig. Now point to the dirty pig. 5. Color the page.

Name _____

Tractor Time

 Color.  Cut.

 Glue a  next to each .



©The Mailbox™

