

## Early Childhood Three-Year-Old Program

### Home Packets

Parents and Guardians,

During this time, we are providing free educational websites, home activities, daily vocabulary words, and some other resources related to the topics we would be covering in class. If you have any questions, concerns, or would like activities directly related to your child's IEP goals, please feel free to contact us, as communication is still completely open.

Thank you,

Caitlin Ammons

[Cammons@carson.k12.nv.us](mailto:Cammons@carson.k12.nv.us)

Tanya Watts

[Twatts@carson.k12.nv.us](mailto:Twatts@carson.k12.nv.us)

Kendra Tuttle

[Ktuttle@carson.k12.nv.us](mailto:Ktuttle@carson.k12.nv.us)

## Free Educational Online Resources

- <https://pbskids.org/>
- <https://www.makemegenius.com/>
- <https://www.starfall.com/h/>
- <https://www.coolmathgames.com/>
- <https://www.highlightkids.com/>
- <https://www.abcya.com/>
- <https://kids.nationalgeographic.com/>
- <http://www.thekidzpage.com/>
- <https://www.funbrain.com/>
- <https://www.nga.gov/education/kids.html>
- [https://www.storylineonline.net/\\*](https://www.storylineonline.net/*)
- <https://www.fuelthebrain.com/>
- <https://www.turtlediary.com/>
- <https://www.sesamestreet.org/>
- <https://www.seussville.com/>

## Assistive Technology Resources and Educational Tips

- <https://www.apsva.us/wp-content/uploads/2020/03/curious-george-gets-a-talker.pdf>
- <https://www.apsva.us/wp-content/uploads/2020/03/Copy-of-How-many-ways-can-I-request-poster.pdf>
- [https://www.apsva.us/wp-content/uploads/2020/03/Copy-of-iCANtalkclinic\\_prompting\\_strategies\\_resource.pdf](https://www.apsva.us/wp-content/uploads/2020/03/Copy-of-iCANtalkclinic_prompting_strategies_resource.pdf)
- [https://www.apsva.us/wp-content/uploads/2020/03/Say\\_It\\_With\\_Universal\\_Core\\_1\\_and\\_2\\_Words\\_040519-2.pdf](https://www.apsva.us/wp-content/uploads/2020/03/Say_It_With_Universal_Core_1_and_2_Words_040519-2.pdf)
- <https://www.apsva.us/wp-content/uploads/2020/03/Speak-for-Yourself-Overlay.pdf>
- <https://www.apsva.us/wp-content/uploads/2020/03/Wordless-Books-Growing-Readers-.pdf>

## Fun with Vocabulary

1. Animals

2. Pets

3. Feather

4. Feed

5. Fur

6. Warm

7. Seeds

8. Spring

9. Sun

## Activities Connected to the Topic

### Unit 12: Baa Baa Moo Moo

3/17-3/20

- The topic is based on animals and pets. If you have a pet at home, have your child do a daily chore that involves care for the animal; feeding, cleaning, walking.
- If you have a pet, make a poster with a picture of the pet and add pictures of things related to the pet; what they like, more pictures of them.
- Read the social story attached in the packet; Kind to Animals
- “Wash the dog”- Fill up a bin/container with water and soap. Find a toy/figurine of an animal. Get it dirty, and have the child “wash and clean” the animal using any kind of brush, sponge, whatever is available. This activity works on motor skills and life skills.
- Pretend to be an animal boarding kennel- choose pricing, what animals are staying and how to take care of them.
- “Pet or Wild”- Use the “pet or wild” animal sort activity attached to the packet to have the child sort which animals are wild, which are pets. If able to, cut and glue.

3/24-3/27

- The topic is based on animal textures: feathers, fur
- Go outside and try to find feathers on the ground. Talk about the color, what animal it came from.
- If you have access to plastic eggs, make a “nest” for the eggs using paper, spaghetti, any material that you have. Talk about chickens laying eggs. Use the chicken coloring page attached to the packet. If you do not have access to coloring crayons or markers, you can use water to “paint”.
- Use any textural materials at home you can find; soft, fuzzy, rough. Place all items in a bin, have the child feel the items. Try to talk about animals that feel the same; soft animals like a bunny, rough like a crocodile.

### Unit:13 Swing Into Spring

3/31-4/3

- Plant something together! Show the child how to water and care for the plant.
- Go outside and try to spot flowers in bloom. Talk about the colors, how plants need the sun to grow, just like us.
- Sing together “Sing a Song of Flowers”- Link is <https://www.youtube.com/watch?v=gAcDUEgMgmY>
- Cut the petals off of the flower attached to packet. Write letters of student name in each petal (or let them write the letter), and have them match the petals around the flower

spelling their name. Color when done. (If you need more petals, be creative and cut out more from paper ☺).

- Cut out the activity flowers. Have the student color the flowers. Then, put them in a jar/bowl. Let the student pull one out, and they have to do the gross motor listed on the flower; skip, hop, stand on one foot, etc.



# Pets



**I should always be gentle when petting  
an animal**






**Some animals are wild,  
some are pets**




**Do you have any pets?**




**We need to be kind to all animals, wild and pets.**

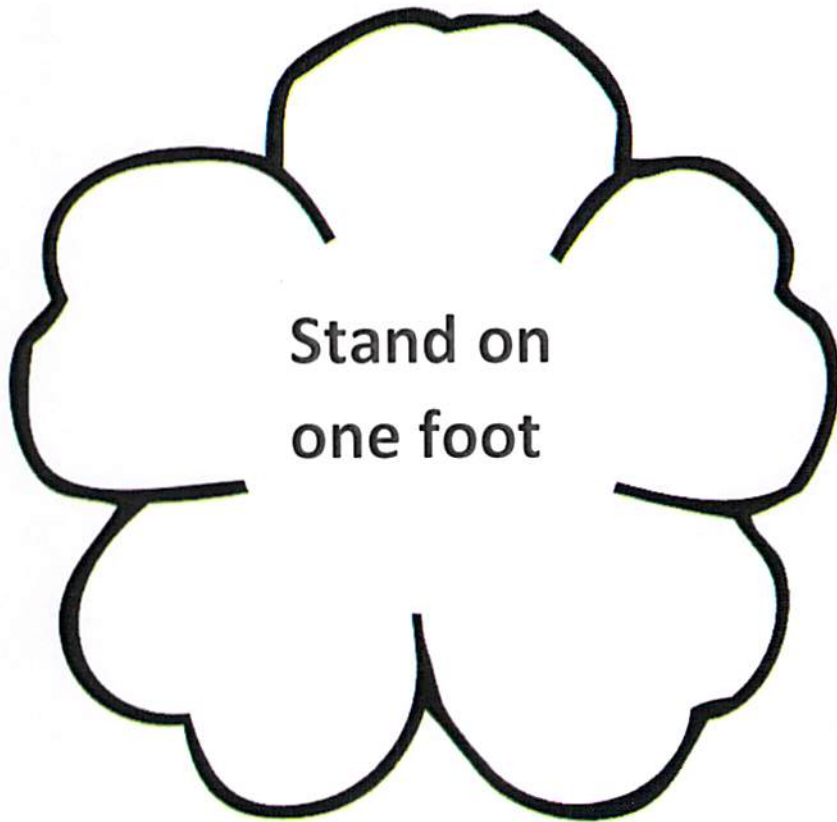


(C) 2010  
Kayla's Daily Doodle  
<http://kddoodle.com>






Act like  
a  
monkey



Stand on  
one foot





**Clap  
your  
hands**



**Stomp  
your  
feet**



